



Australian Library and  
Information Association

# **ALIA INTERNET ACCESS IN PUBLIC LIBRARIES SURVEY 2013**

**April 2013**

## Contents

0	Executive summary	3
1	Introduction	5
2	Public library internet access	8
3	Public library internet support	10
4	Library user feedback	11
5	Internet policies	12
6	Time slots	16
7	Internet training	18
8	Complaints	22
9	Internet filtering	26
10	Services for children	29
11	Monitoring internet use	33
12	Connection speed and cost	36
13	Effect of the National Broadband Network	38
14	Other comments about internet access in libraries	41
15	Hardware	42
16	The role of ALIA	43
17	Conclusion	44
	Appendix	
	Survey Monkey questionnaire	

## **Executive summary**

### **High rate of response**

Once again, public libraries responded well to the ALIA *Internet access in public libraries survey*, with some 190 participants representing 788 public libraries – 53% of the total. This meant that the sample size was more than adequate for a statistically credible result, and it indicated the degree of importance placed on internet access by library managers.

### **Number and use of public access terminals in public libraries**

There was an average of 8.25 terminals per library in 2013, compared with seven per library in 2011. This growth demonstrates the importance of internet access as a core public library service.

### **Availability of wifi**

More than 70% of libraries provided wifi. Where it was limited, cost and IT technical issues were the primary reasons.

### **Support staff**

IT support was shared between the library staff and council IT department 40% of cases. For 30% of libraries it was handled by a library staff member.

### **User feedback**

Library users loved the fact that they could access the internet in libraries and they could do so for the most part free of charge. However, there were frustrations with slow speeds, insufficient terminals and restrictions or limitations on internet access and use.

### **Policies**

Most libraries had a policy that had been updated in the last three years, was signed off at a senior level and was well publicised.

### **Time slots**

Most libraries had a booking system and imposed time limits for internet use. The favoured time slot was one hour.

### **Internet training**

Public libraries provided a range of internet training, from informal assistance on an ad hoc basis, through to sessions for seniors, toddlers, people whose first language was not English. The sessions went from beginners' classes through to advanced courses.

### **Complaints**

Libraries need to handle complaints about internet content, but for nearly half this is in the region of just one or two per annum. Only 6% experience more than 10 complaints a year and only 2% of complaints are referred to ACMA.

### **Internet filtering**

Some 44% of libraries used filters. Most filters operated at a low to medium level (81%). Only 19% were filtering at a higher level. Most were set to filter out offensive content. Other named items were very large files, file sharing, games and social networking sites.

### **Services for children**

Approximately two in five libraries had separate terminals for children in the library. Parental consent was required for young people to access the internet in libraries, often up to the age of 18, and parental presence was required in 77% of cases until at least 12 years of age.

### **Monitoring internet use**

Some two thirds of libraries (65%) monitored internet use, through visual monitoring by library staff and the collection of system data. Other ways included monitoring use via the PC booking system and library users reporting inappropriate use. Data was used to monitor inappropriate content, for management reporting, to identify popular websites and databases, to review site classification and filtering, for planning, policy and decision-making.

### **Connection speed and cost**

Only 36% of libraries had broadband internet connection; the rest were still using ADSL. Costs of providing an internet service varied from \$600 per annum for a single branch, up to more than \$5,000, with 42% of libraries at the higher level. While four out of five libraries said this was affordable, it meant that libraries were having to prioritise other activities.

### **Effect of the National Broadband Network**

Half the respondents thought the NBN would increase the number of library users; many saw it as creating change and providing positive benefits in terms of faster internet access, improved services and the opportunity to attract new users. There was concern about its future in a different political environment.

### **Hardware**

Over a third of terminals in libraries were more than three years old and would need to be replaced soon.

### **Role of ALIA**

Nearly all respondents (95%) were aware of ALIA policies on content regulation and internet services in public libraries, and 82% had made use of them.

### **Summary**

The survey painted a picture of a highly-rated, greatly in demand service, which was not without its frustrations for library users. It highlighted the difficult budget and resource issues facing library managers going forward, and the need to revisit strategies and policies on a frequent basis, to keep up with the rapid changes in technology and consumer expectations.

The results were very similar to those of 2011 and a longer gap between reports may be needed to identify significant trends and changes.

## 1. Introduction

The Australian Library and Information Association (ALIA) *Internet access in public libraries survey 2013* is the seventh in a series of reports, the first published in 2002, which together provide the most comprehensive indication of how public library internet services have been managed, delivered and used throughout Australia over the past decade.

ALIA continues to be active in this space, promoting the strongly held beliefs of its members through its active involvement with the Department of Broadband, Communications and the Digital Environment's Consultative Working Group on Cybersafety and promotion of National Cybersafety Awareness Week. We are also a key stakeholder in the eSmart Libraries program developed by the Alannah and Madeline Foundation, with \$8 million in funding from the Telstra Foundation to roll this out nationally across all public libraries over three years.

### About the survey

The 2013 survey is based on the same questionnaire used in 2002, 2005, 2008 and 2011, with supplementary questions exploring recent trends, initiatives and government policy.

The survey considered a range of questions relating to the provision of internet access in public libraries including: how internet services are delivered and supported; development and implementation of internet use policy; education and training; complaints from users about internet content; the use of filtering software with specific reference to the use of the internet by children; monitoring of internet use and the likely impact of the NBN.

Requests to complete the online survey (using Survey Monkey) were communicated through the ALIA Public Libraries Advisory Committee networks. The survey contained two strands: one for people answering on behalf of a library service with a number of service locations, and the other for individual libraries.

### Results

This report analyses 190 responses representing contributors from every State and Territory, located in metropolitan, greater metropolitan, regional and rural communities.

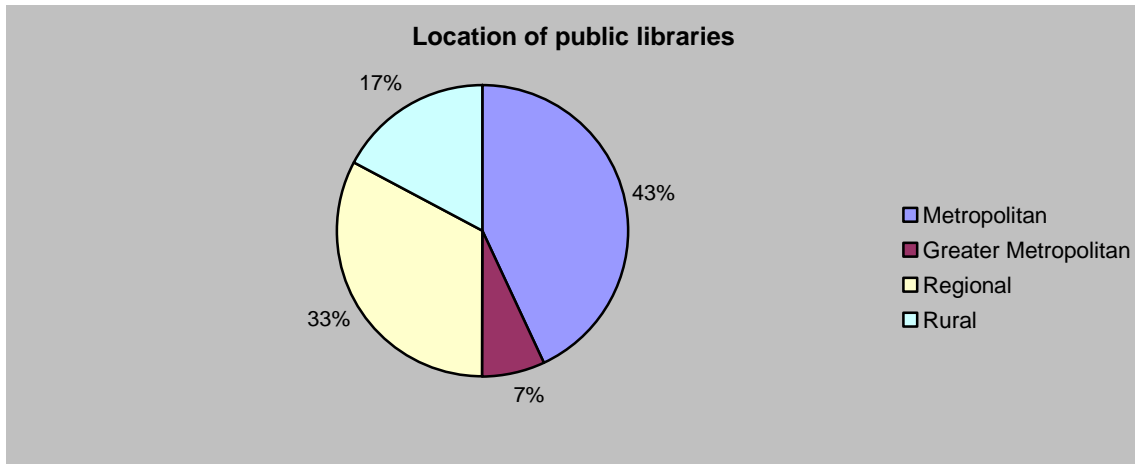
Survey respondents provide public library services in more than 780 locations that include central libraries, branch libraries, mobile libraries, combined community and school libraries and a range of other library service models.

The survey records responses from approximately 53% of the 1,500 public library service points and it can be concluded that the survey respondents represent the range of public library services available throughout Australia.

The 2013 survey responses represent public libraries serving a total of 5,428,954 registered users; approximately 55% of registered users nationwide.

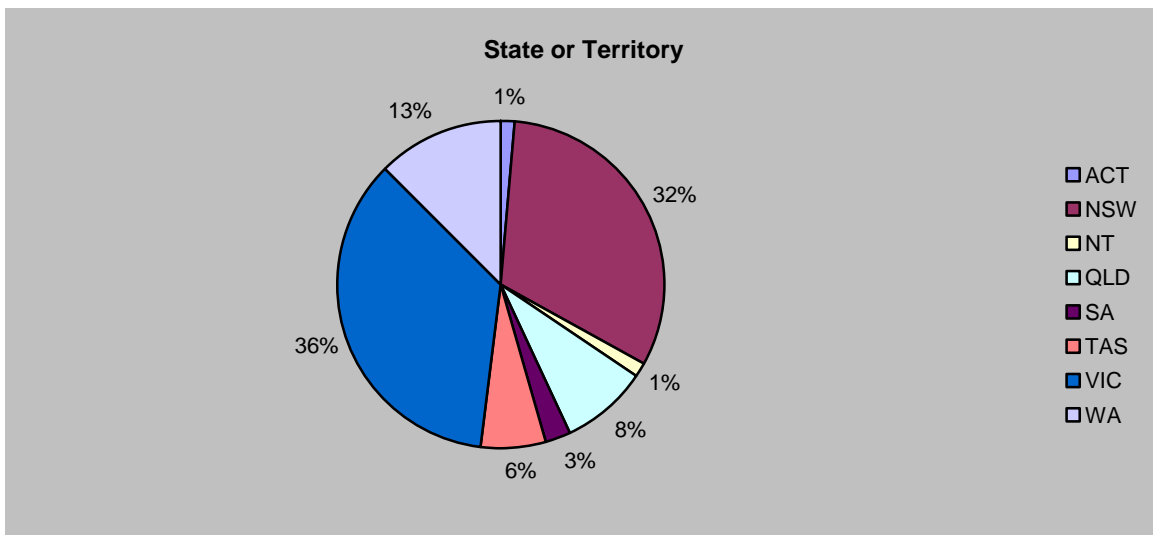
**Which best describes your location?**

Responses on behalf of 77 library services and 113 individual libraries = 788 public libraries in total

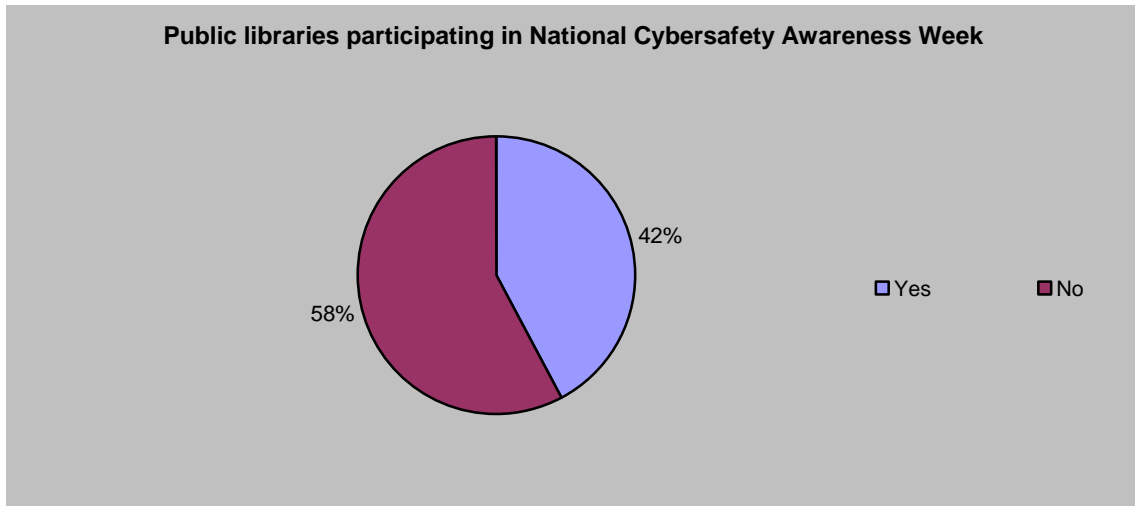


**Which State or Territory?**

Responses on behalf of 788 public libraries



**Do you participate in National Cybersafety Awareness Week?**  
*Responses on behalf of 650 public libraries*



## 2. Public library internet access

### Number and use of public access terminals

Respondents representing 641 public libraries had a total of 5290 internet access terminals, which gave an average of 8.25 terminals per library, compared with 7 in 2011. However, this average is deceptive, as big metropolitan libraries will have far more PCs for public use than small rural branches.

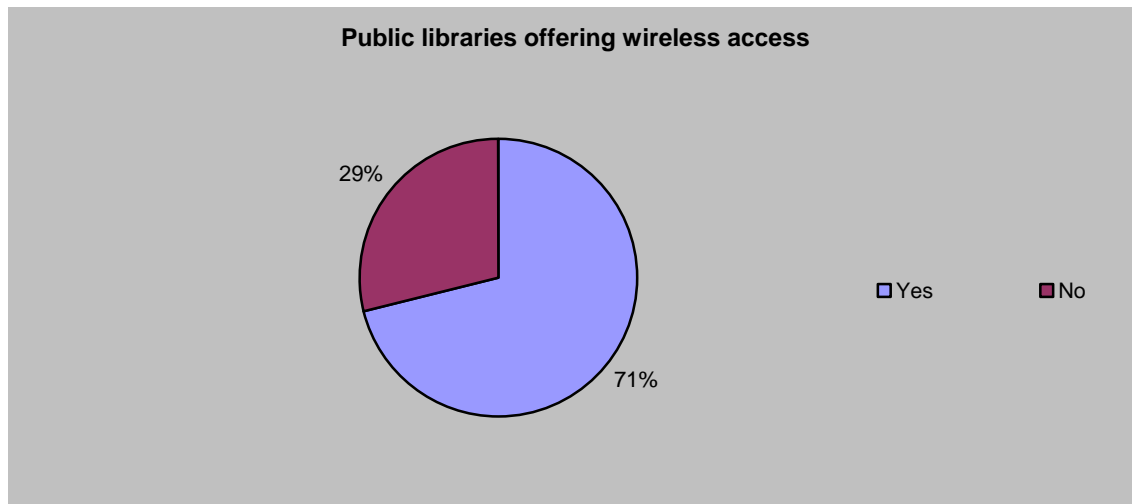
### Availability of wifi

More than 70% of libraries provide wifi. Where wifi is offered, in 77% of cases, it is only during library opening hours. In 25% of libraries, this is because of cost; in 29% it is because of technical issues. Other reasons include:

- Ticketed system so can only be operated during opening hours.
- Joint use with school puts limitations on internet use.
- Space issue for mobile libraries.
- Authentication, support and monitoring.
- Safety for people at night in areas around the library.
- No IT support after hours.

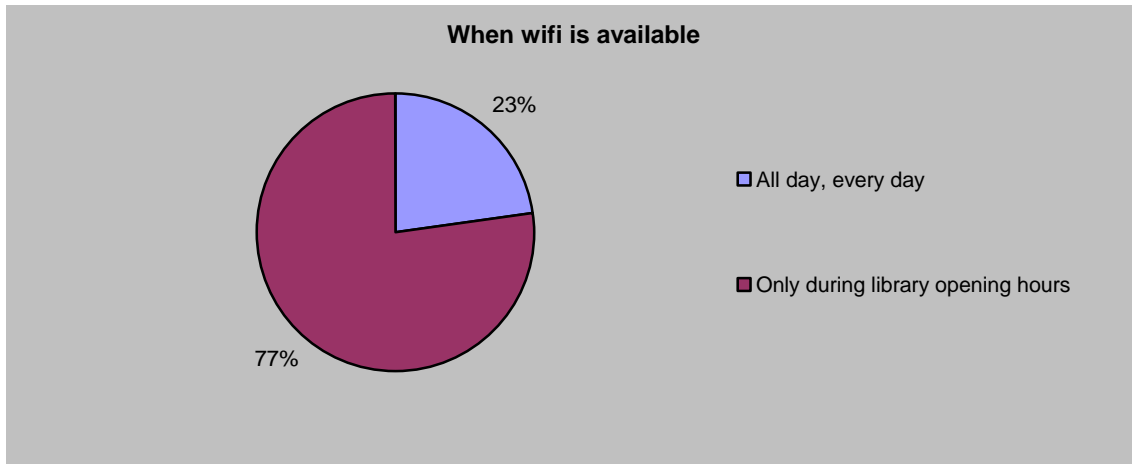
### How many of your public libraries offer wireless access?

*Responses on behalf of 668 public libraries*

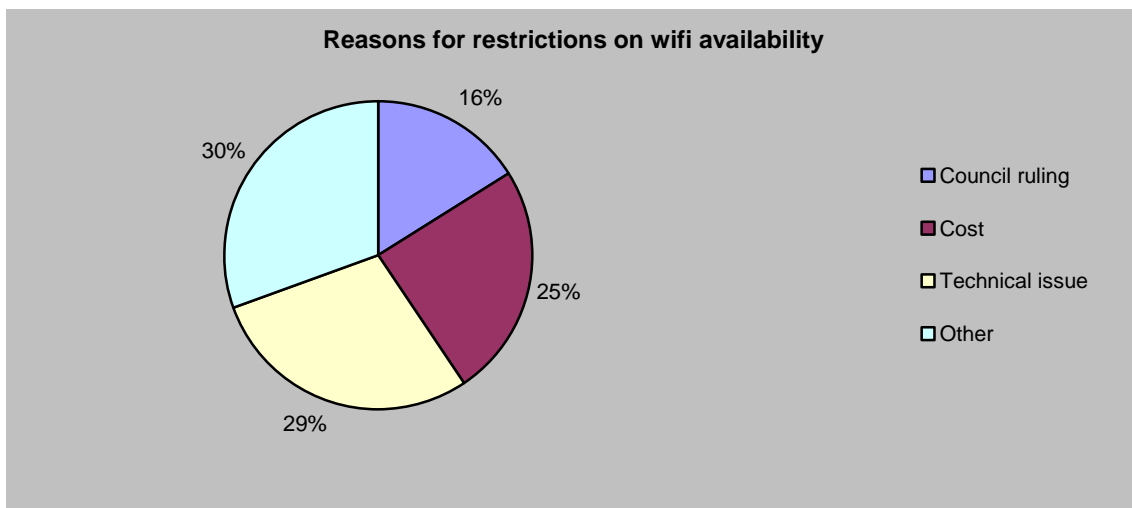




**Where there is wifi, when is it offered?**  
*Responses on behalf of 474 public libraries*



**If you don't offer wifi in some branches, or it is restricted to opening hours, why is this?**  
*Responses on behalf of 118 public libraries*

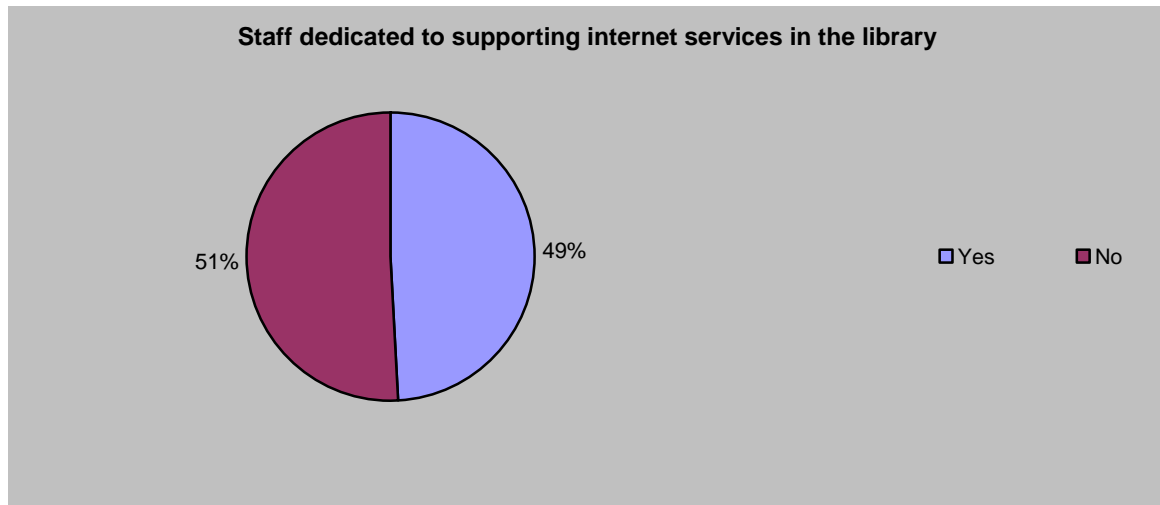


### 3. Public library internet support

Despite the high level of internet use in public libraries, only half had staff dedicated to supporting internet services. Responses on behalf of 233 libraries gave a total of 1374 hours per week of staff time for IT support. So, while PC bookings are at capacity and users are accessing the internet during all opening hours, on average, there is only dedicated IT support for six hours per week.

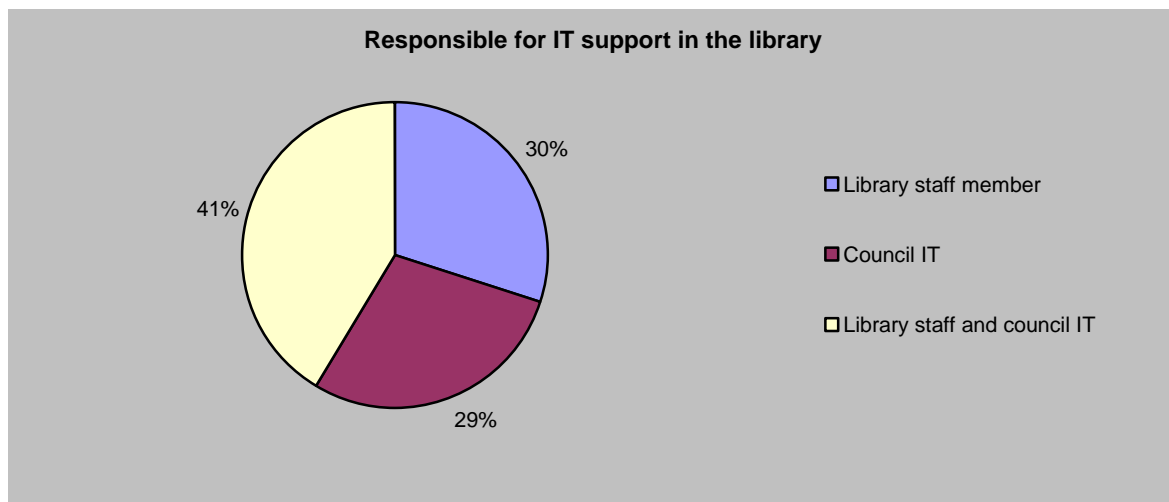
#### Do you have staff dedicated to supporting internet services?

*Responses on behalf of 673 public libraries*



#### Who is responsible for IT system administration, troubleshooting, support etc for your library?

*Responses on behalf of 583 public libraries*



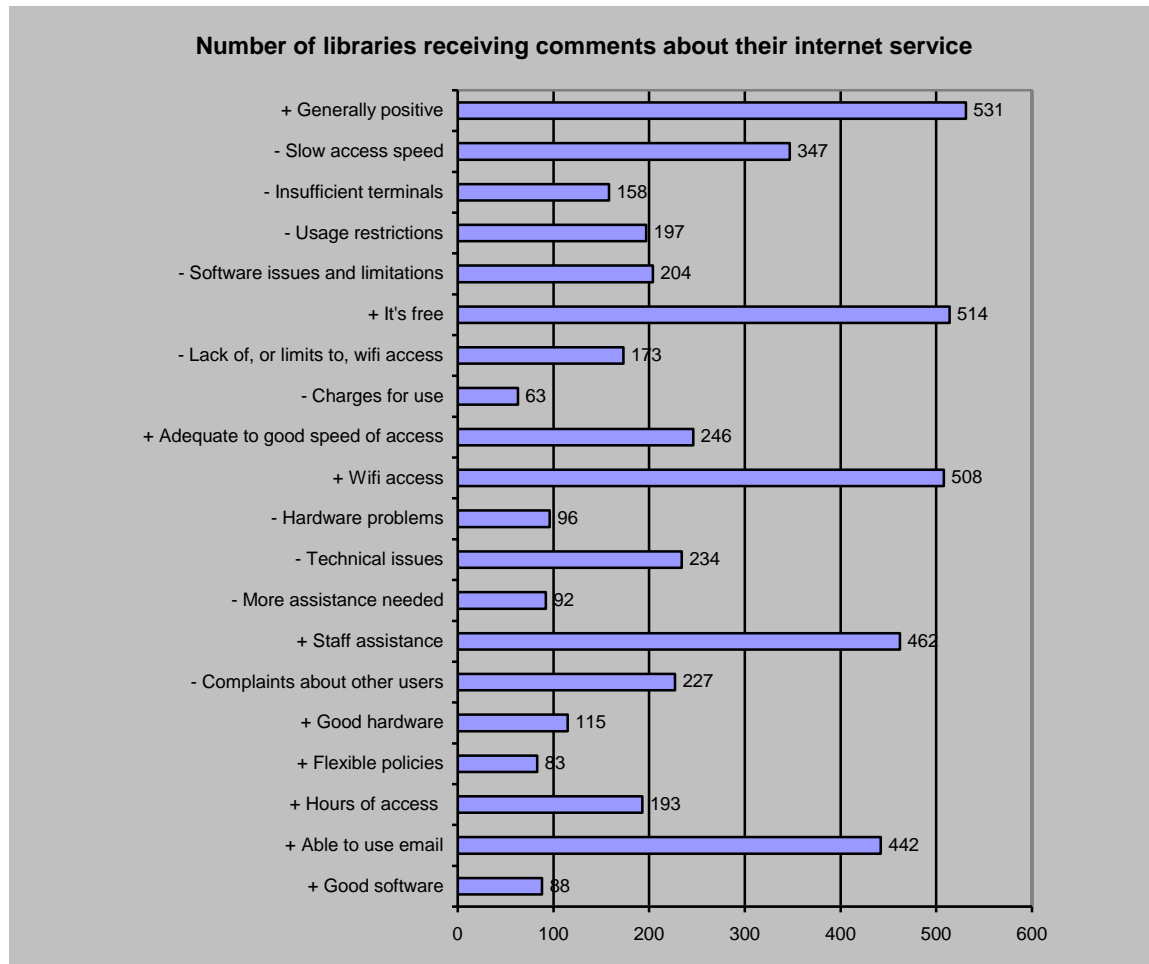
#### 4. Library user feedback

Respondents reported user feedback as being generally positive. However, a significant number of libraries had complaints about slow access speed, insufficient terminals, usage restrictions, software issues and limitations, and lack of, or limits to, wifi access.

People appreciated the fact that it's free and they valued the assistance from the staff.

##### **What has been the user feedback about internet access in the library?**

*Responses on behalf of 664 public libraries*



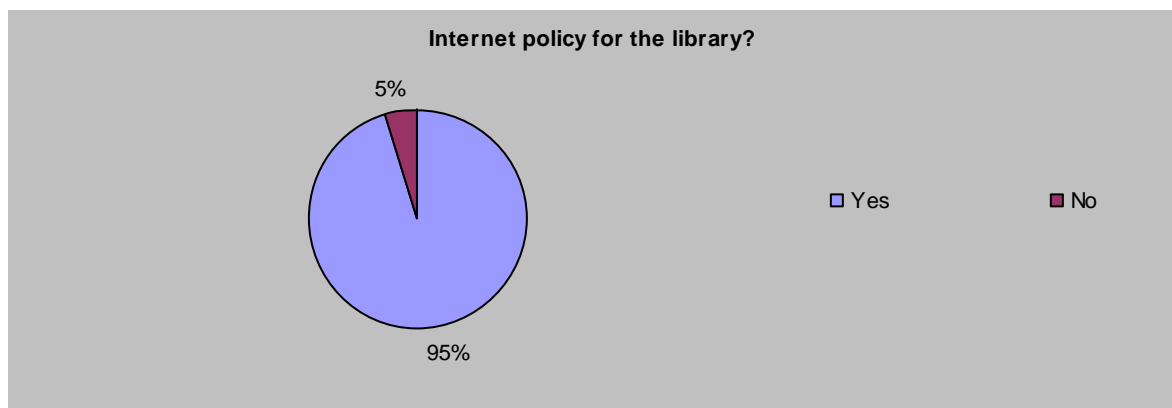
## 5. Internet policies

Most libraries (95%) had an internet policy and in 85% of cases it had been reviewed within the last three years. In all cases it covered internet use behaviour, and 91% of library service points publicised the policy with signs near terminals, information on the library website, brochures and other methods. These included users needing to sign an agreement when joining the library or when logging on to library PCs and signing on for wifi access.

Forms of community consultation included suggestion boxes, survey, newspaper ad for comments/feedback and focus groups.

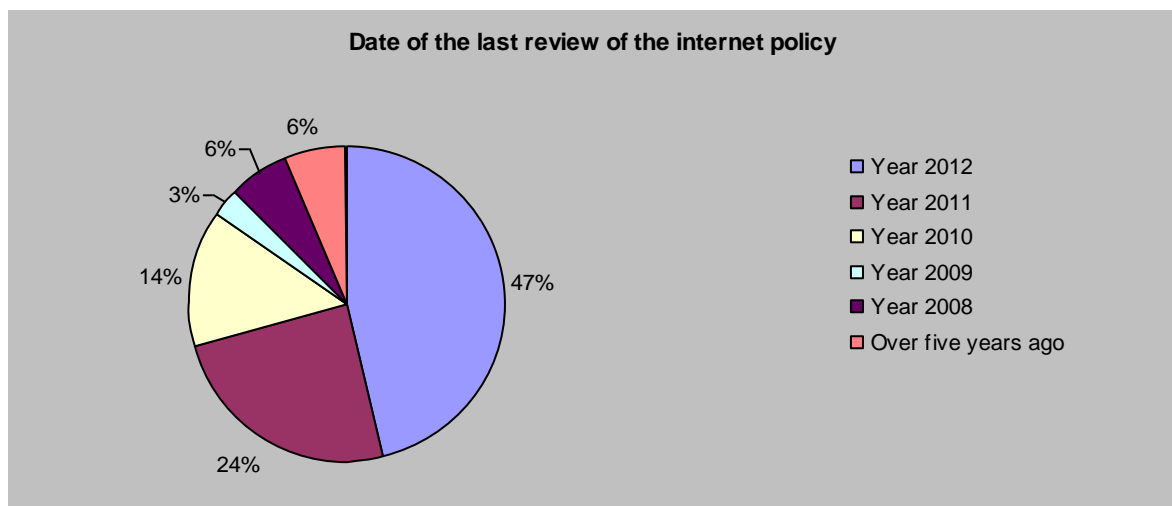
### Do you have an internet policy?

Responses on behalf of 676 public libraries



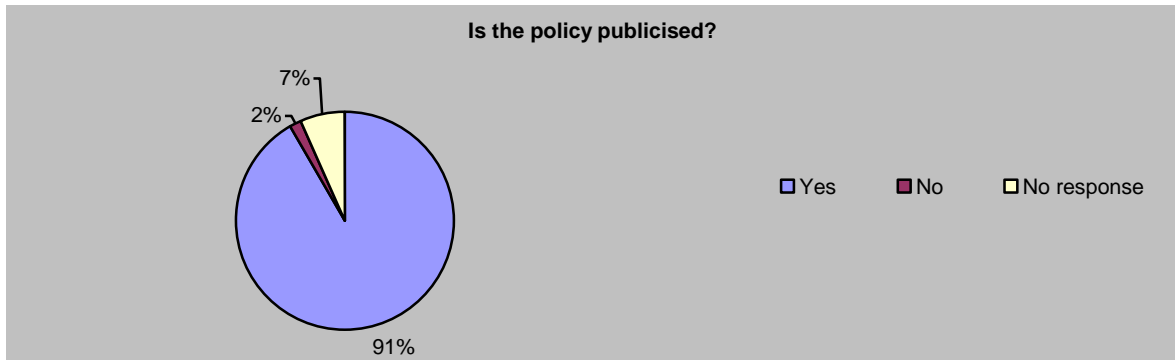
### When was it last reviewed?

Responses on behalf of 645 public libraries (answering 'yes' to previous question)



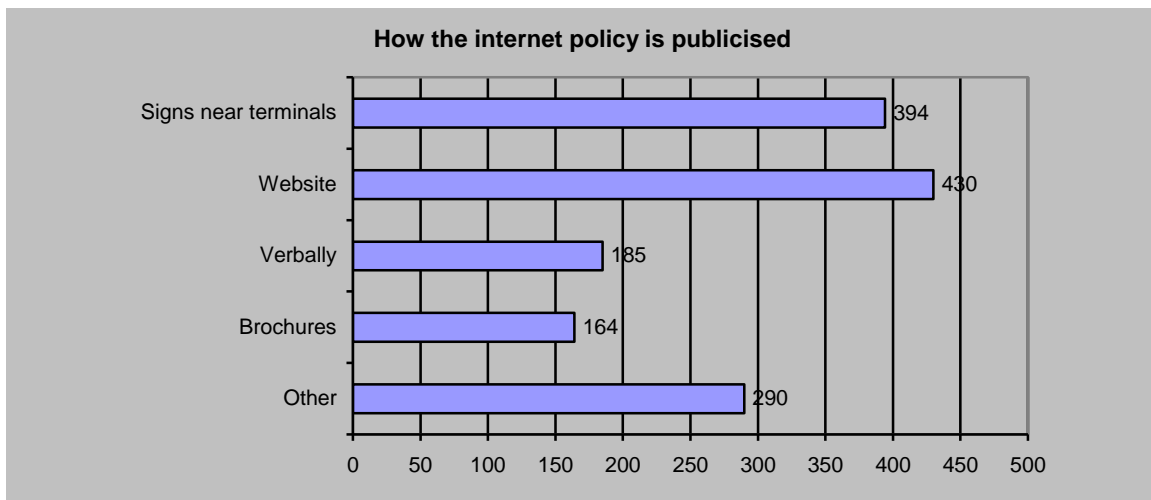
### Do you publicise your internet policy?

Responses on behalf of 645 public libraries (answering 'yes' to original question)



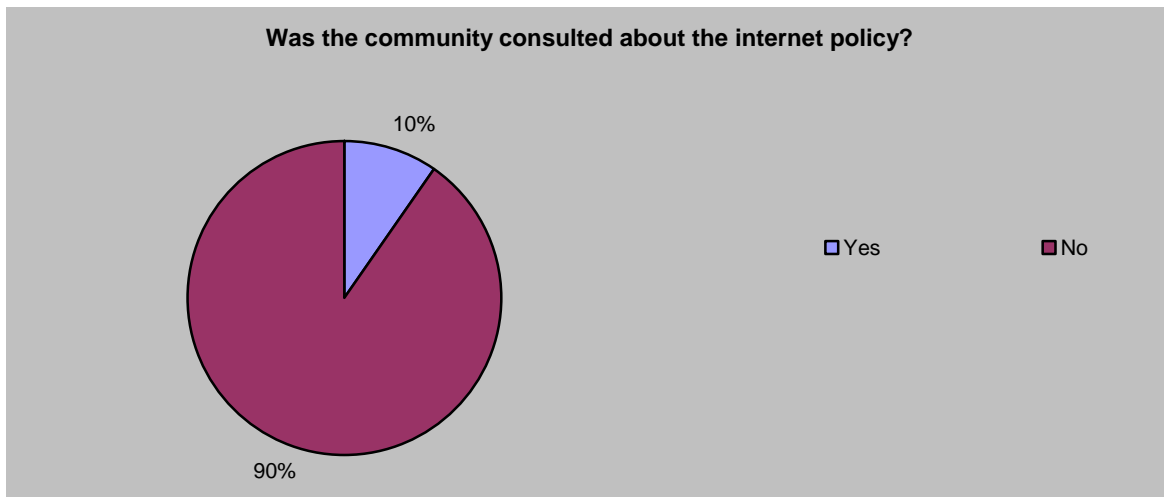
### How do you publicise your internet policy?

Responses on behalf of 592 public libraries



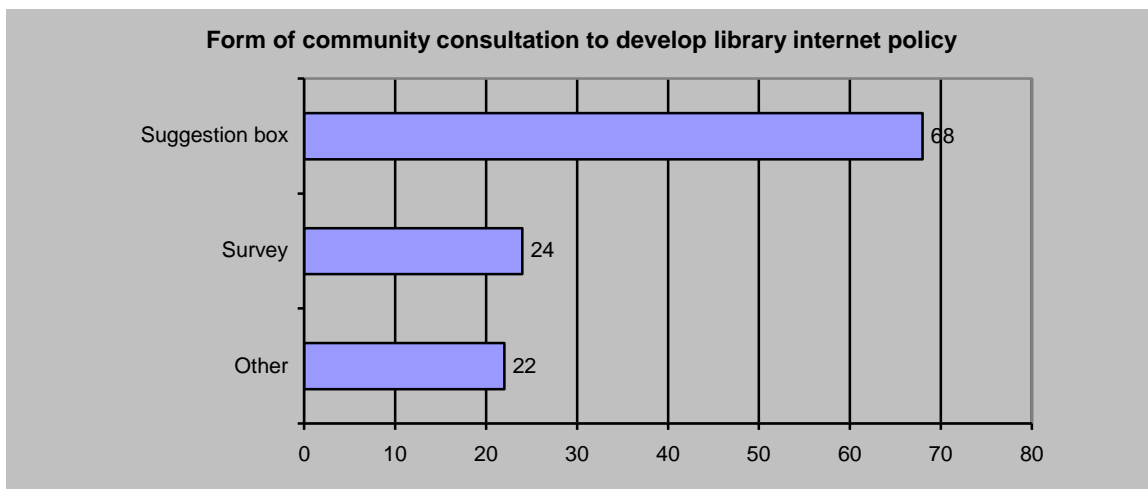
**Was the community consulted about the development or review of the library internet policy?**

*Responses on behalf of 645 public libraries*

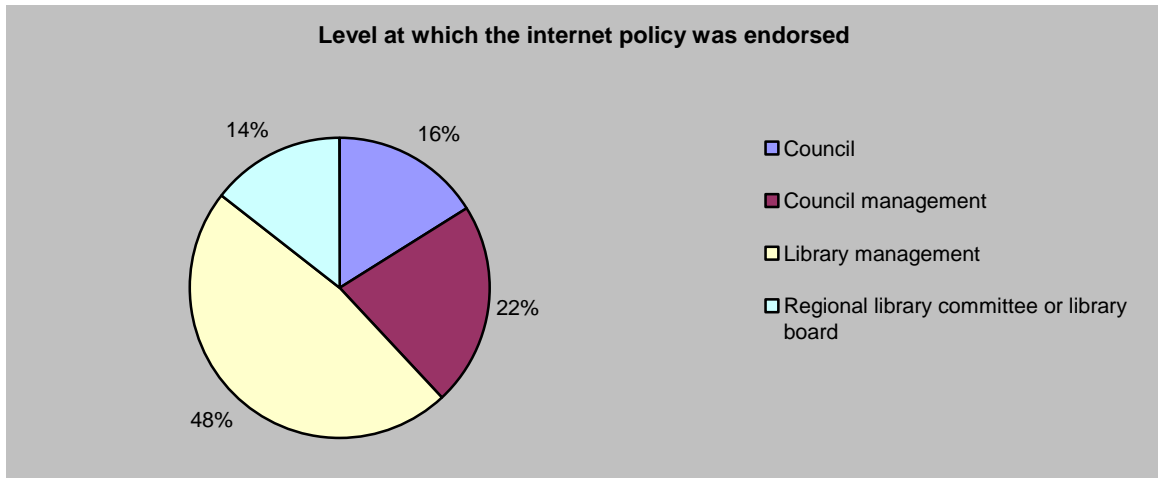


**What form did the consultation take?**

*Responses on behalf of 103 public libraries*



**At what level was the library internet policy endorsed?**  
*Responses on behalf of 633 public libraries*

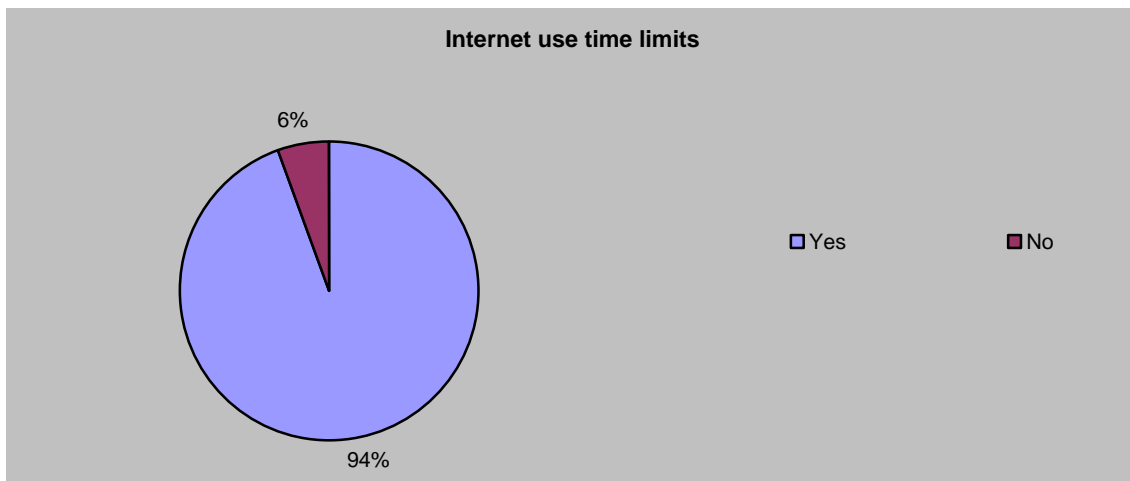


## 6. Time slots

Most respondents (94%) said that time limits were applied to internet use. Often, libraries applied different time limits to terminals in the same location. The favoured time limit was one hour. 86% of libraries had a booking system.

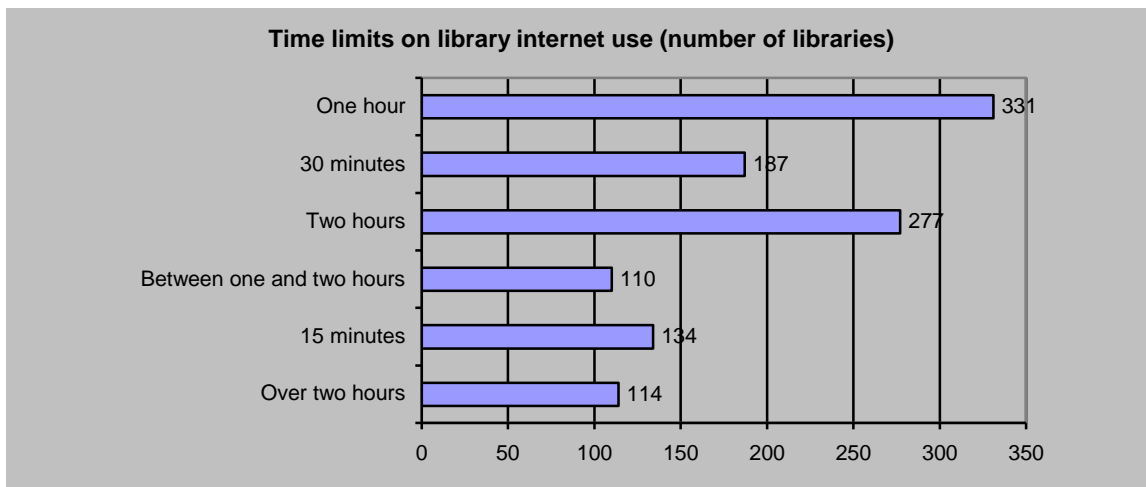
### Are time limits imposed for internet use?

Responses on behalf of 611 public libraries



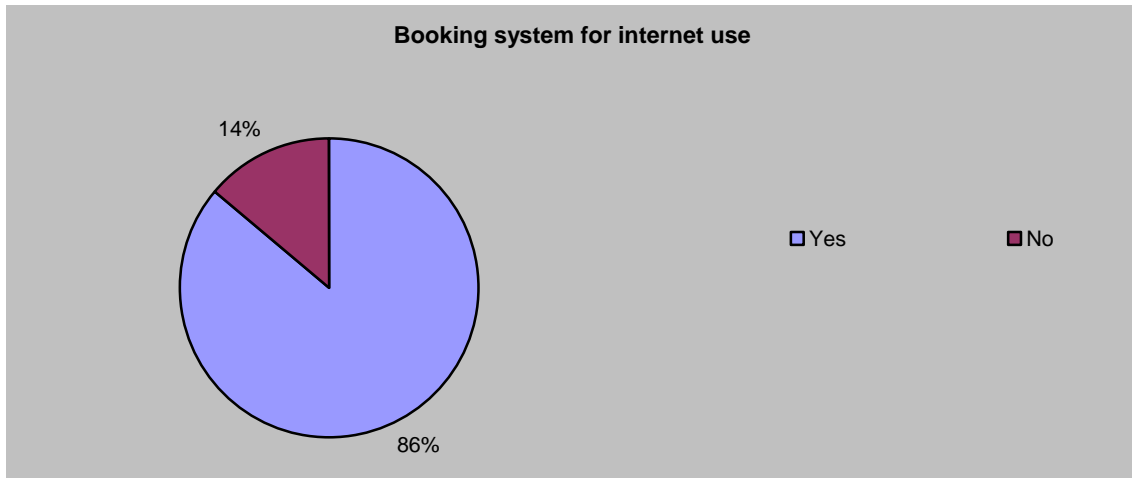
### What are the time limits?

Responses on behalf of 577 public libraries





**Is there a booking system for internet use?**  
*Responses on behalf of 676 public libraries*



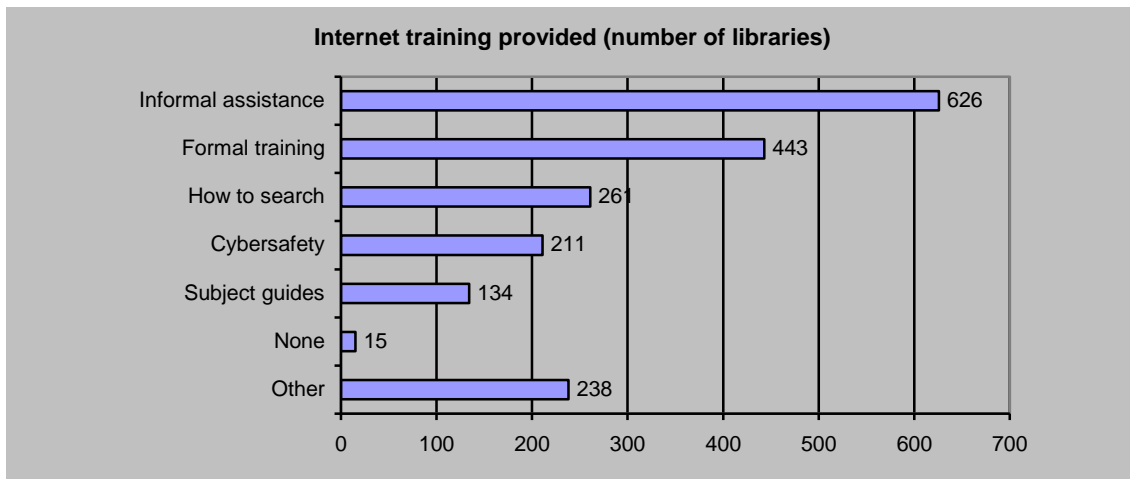
## 7. Internet training

Informal assistance was by far the most common form of internet training in libraries (93%), with formal training in 66% of libraries. Training aimed at parents and children was offered in many libraries, taking the form of cybersafety, homework and tutoring, and parenting information. Training for seniors was offered in 79% of libraries. This was mainly at an introductory level: computer use, email, social networks and internet search skills.

There was a broad range of training on offer, including internet for beginners, emailing, social media use and research. There was also training provided in languages other than English.

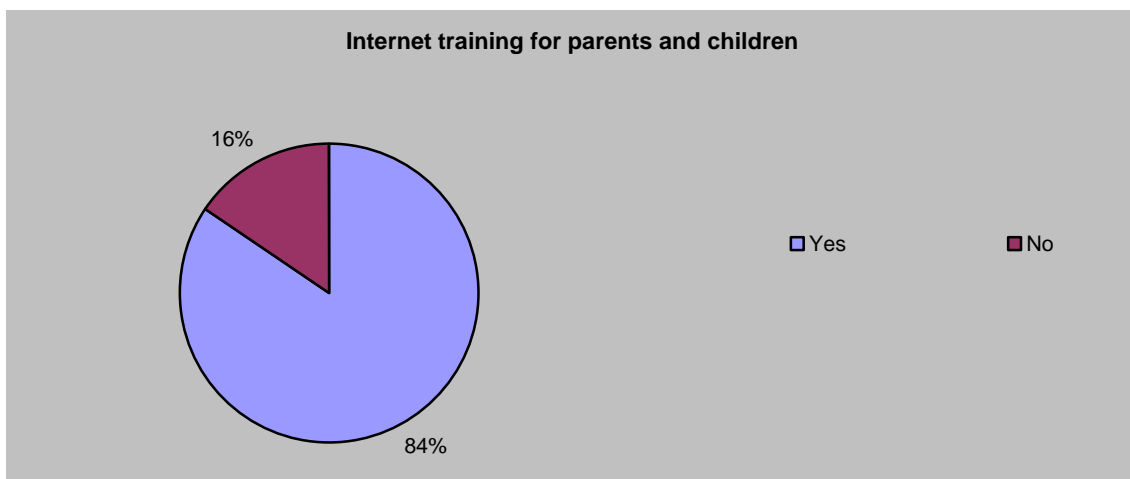
### What internet training is provided in the library?

*Responses on behalf of 676 public libraries*



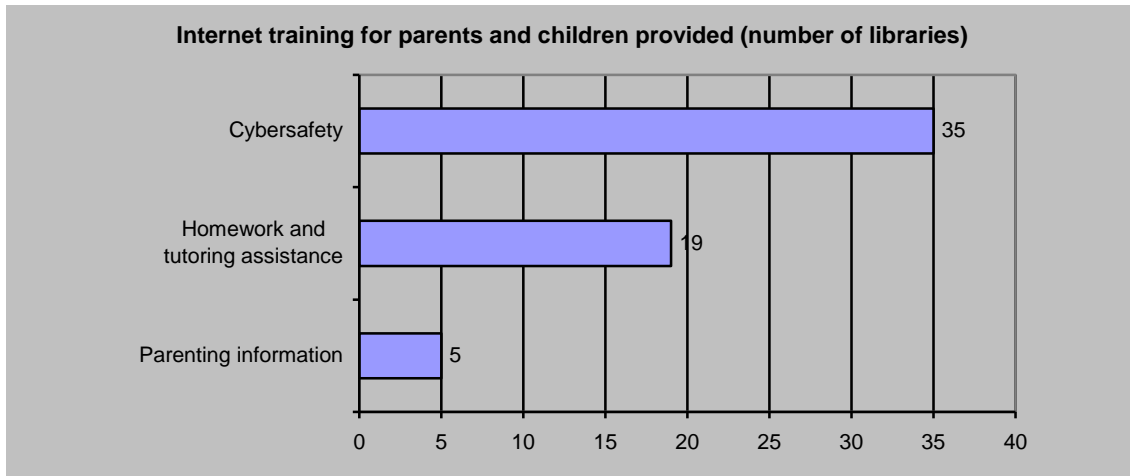
### Do you provide internet training for parents and children?

*Responses on behalf of 658 public libraries*



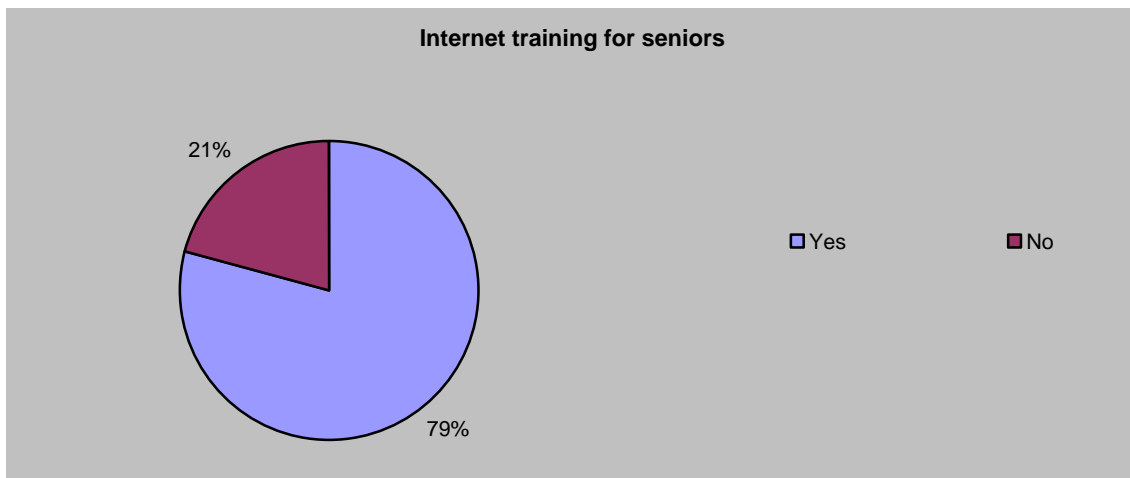
### What kind of internet training for parents and children?

Responses on behalf of 50 public libraries



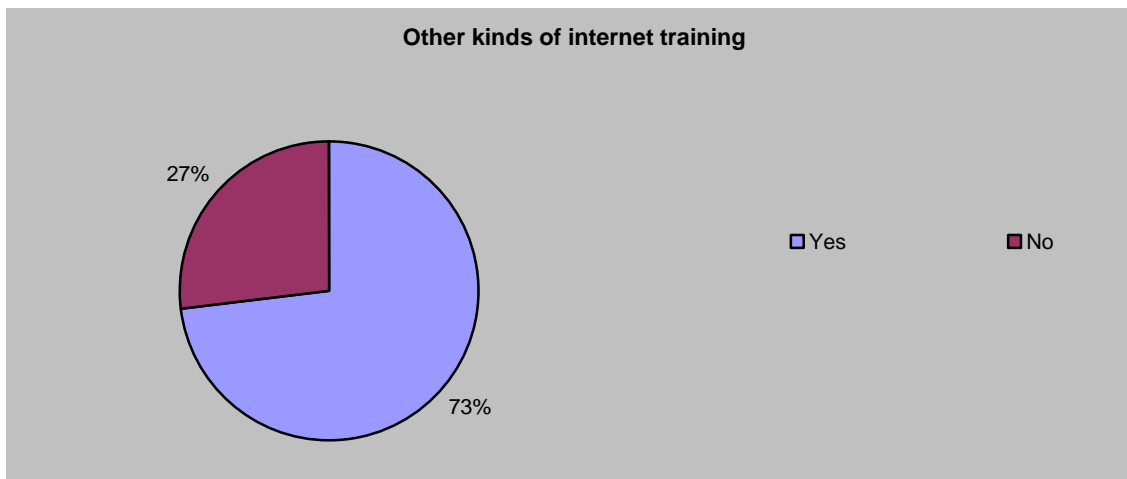
### Do you provide internet training for seniors?

Responses on behalf of 655 public libraries



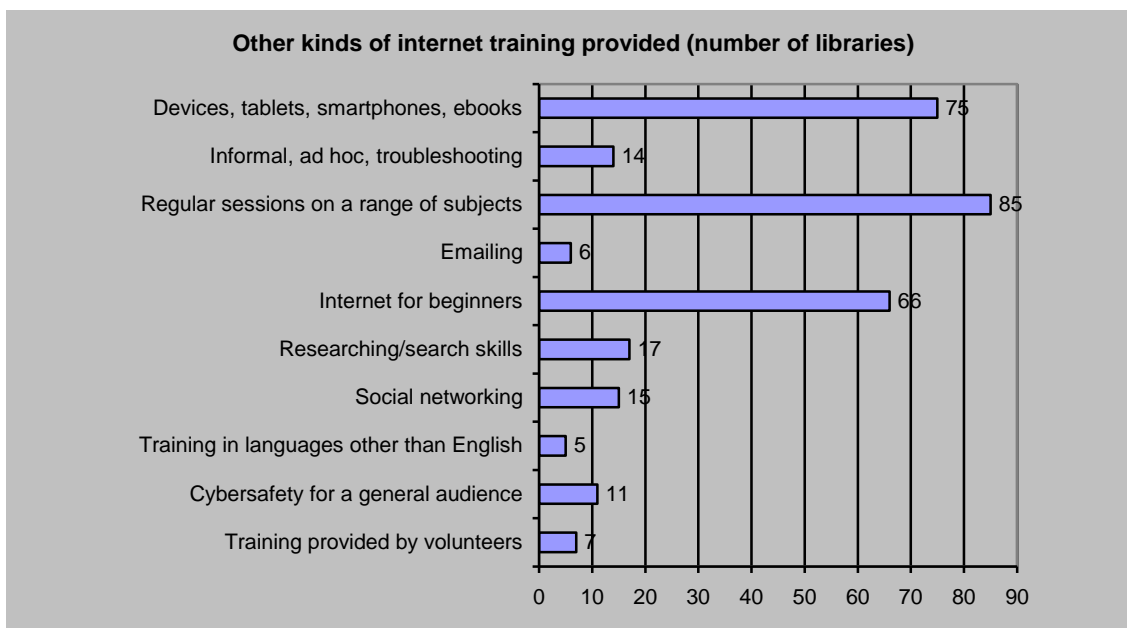
### Do you provide other kinds of internet training?

Responses on behalf of 498 public libraries

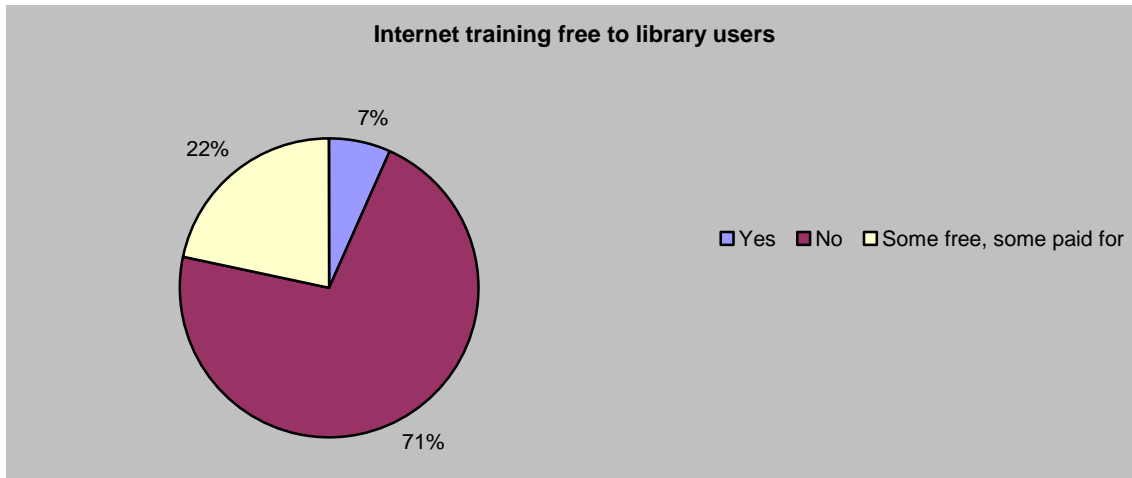


### What other kinds of internet training do you offer?

Responses on behalf of 364 public libraries

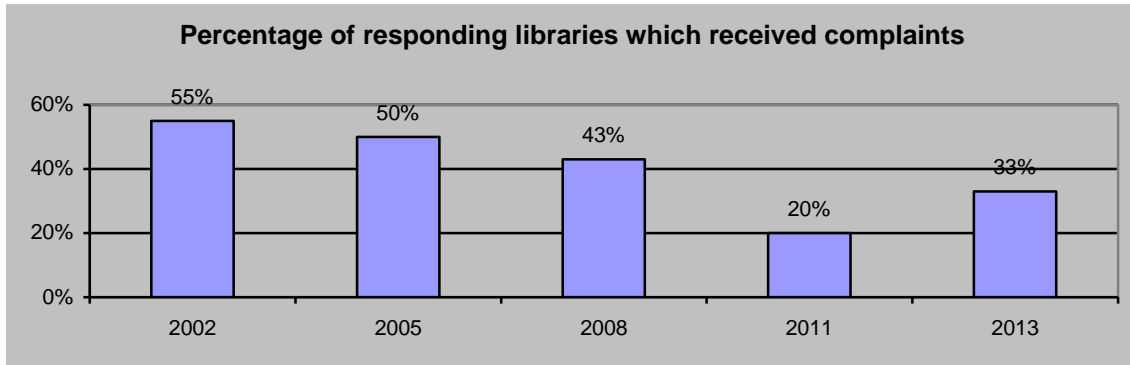


**Is internet training free to the library user?**  
*Responses on behalf of 608 public libraries*



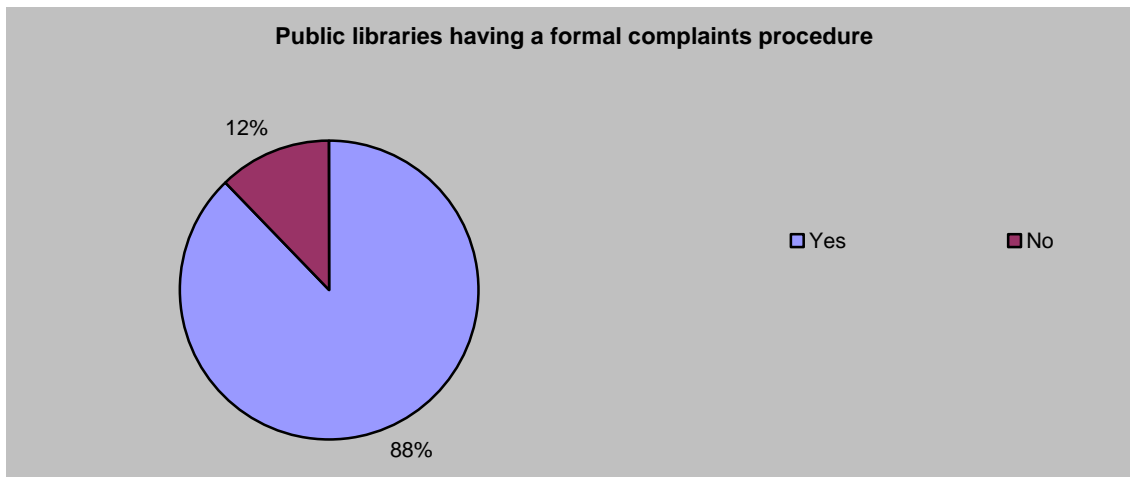
## 8. Complaints

Libraries need to handle complaints about internet content, but for most (48%), this is in the region of one or two per annum. Out of 144 responses, 48 individual libraries and library services said they had received complaints (33%). Only 6% experience more than 10 complaints a year. Only 2% of complaints are referred to ACMA.

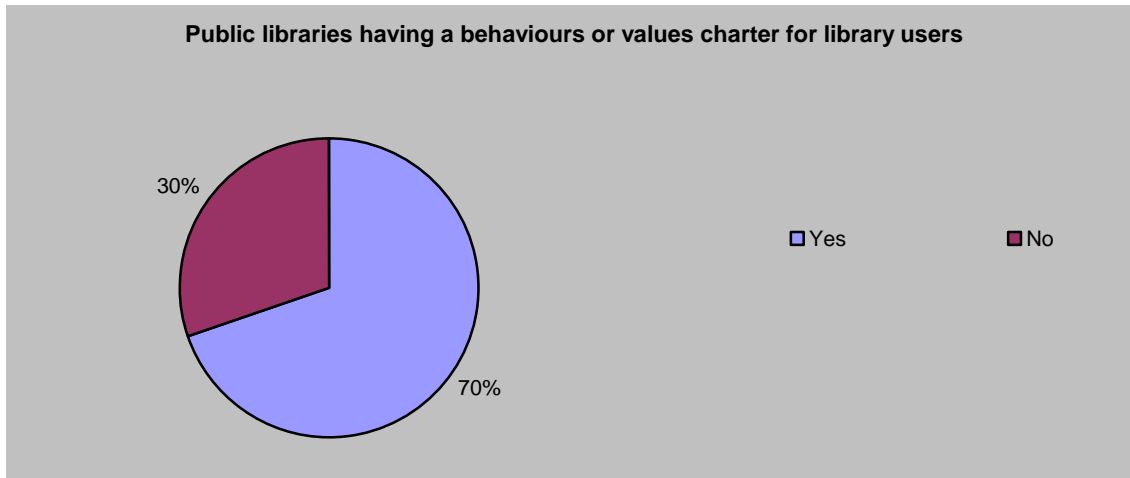


### Does your library have a formal complaints procedure?

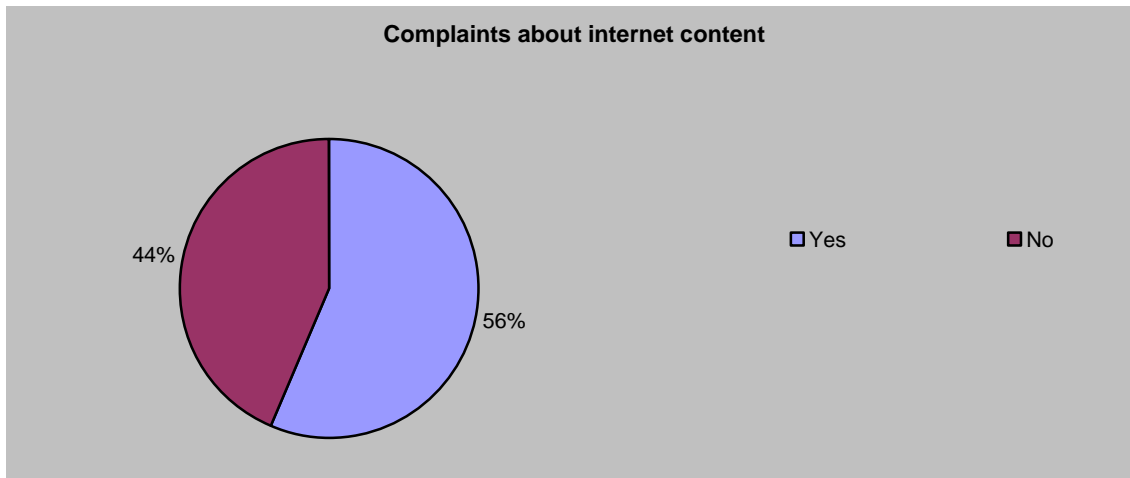
*Responses on behalf of 650 public libraries*



**Does your library have a behaviour or values charter for library users?**  
*Responses on behalf of 648 public libraries*

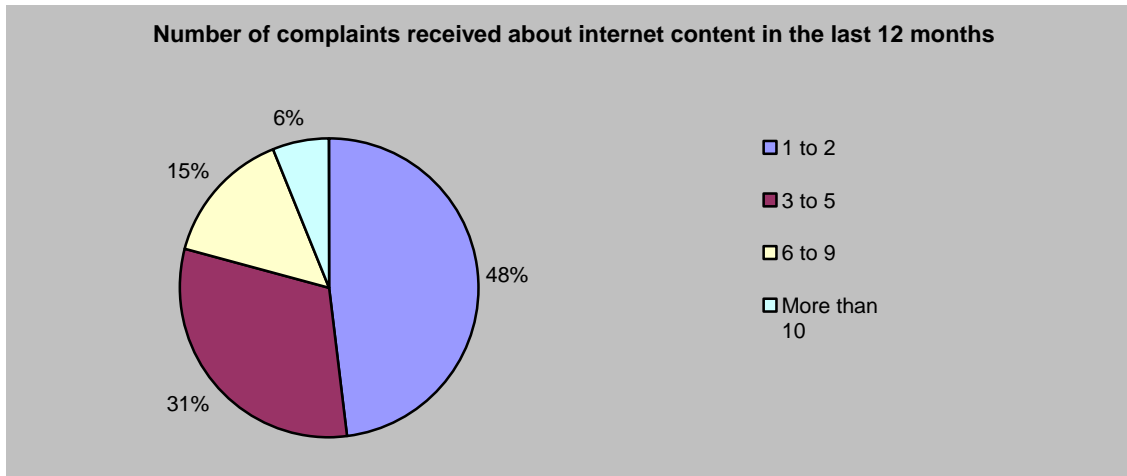


**Has the library received complaints about internet content?**  
*Responses on behalf of 655 public libraries*



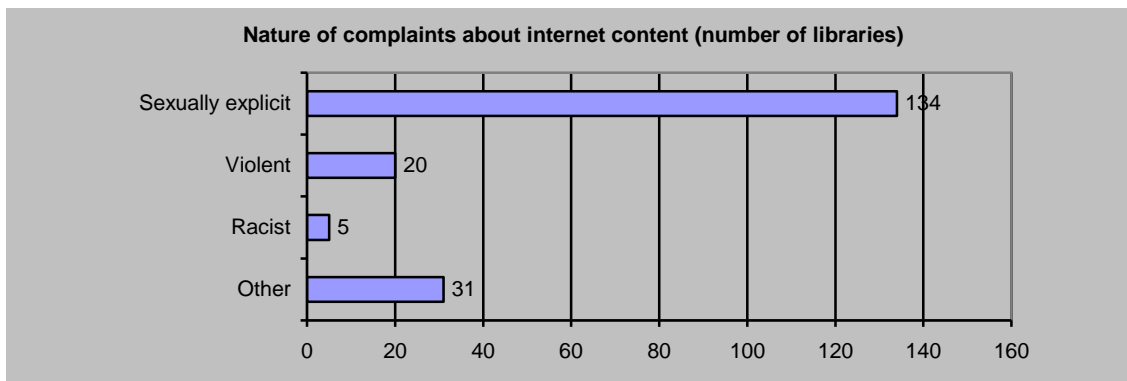
### How many complaints about internet content?

Responses on behalf of 250 public libraries



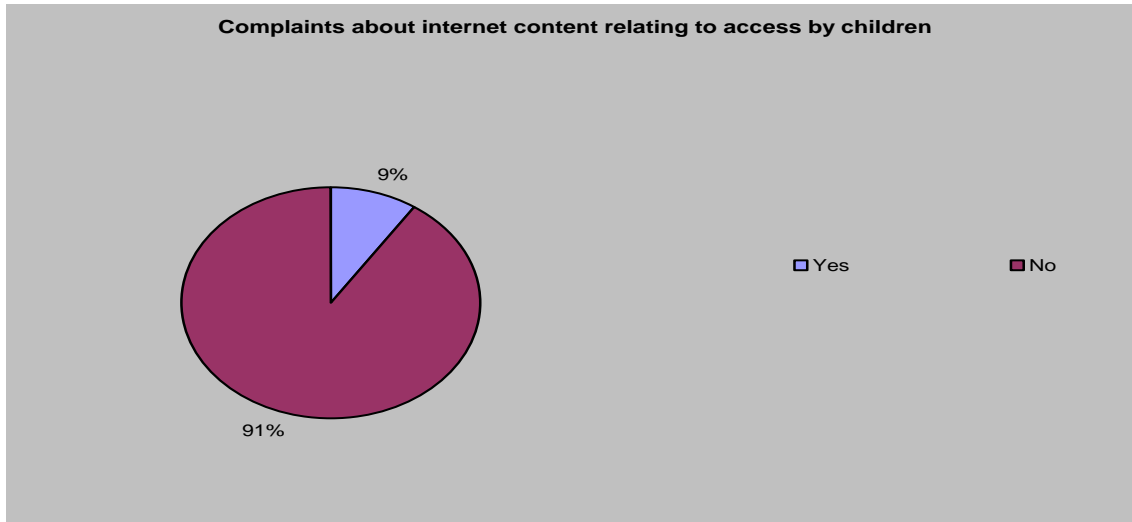
### What were the subjects of the complaints about internet content?

Responses on behalf of 190 public libraries

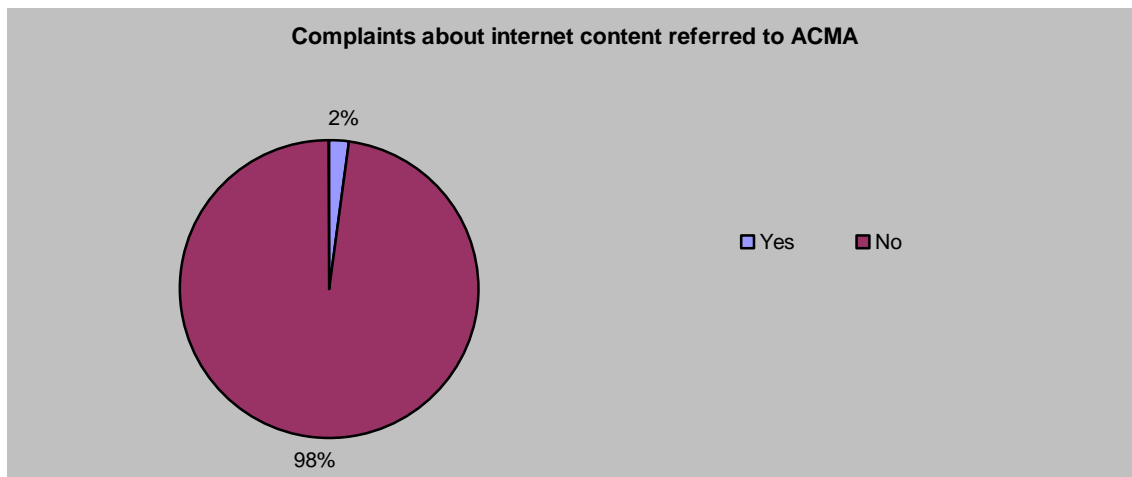




**Did complaints about internet content relate to access by children?**  
*Responses on behalf of 190 public libraries*

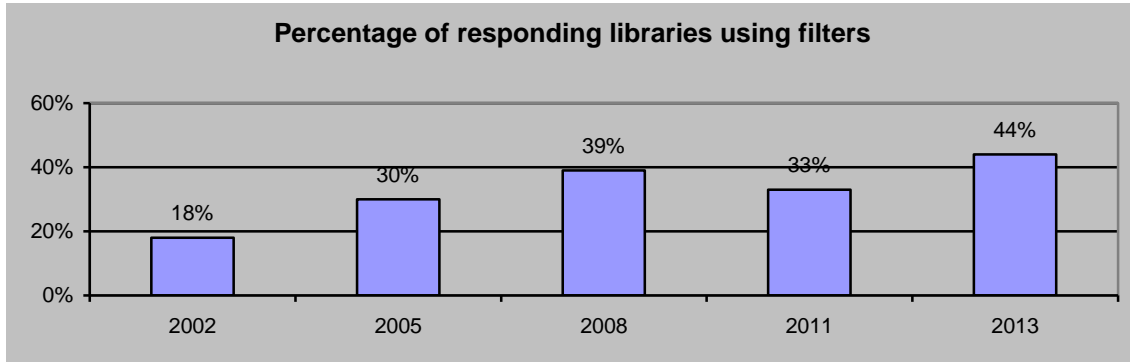


**Were complaints about internet content referred to ACMA?**  
*Responses on behalf of 190 public libraries*



## 9. Internet filtering

More than two in five libraries (44%) said they used filters. Filtering software included: WebMarshall, Symantec, Web Gateway, Websense, Content Keeper, Surf Control, Net Nanny, IronPort, Norton's Internet Security.



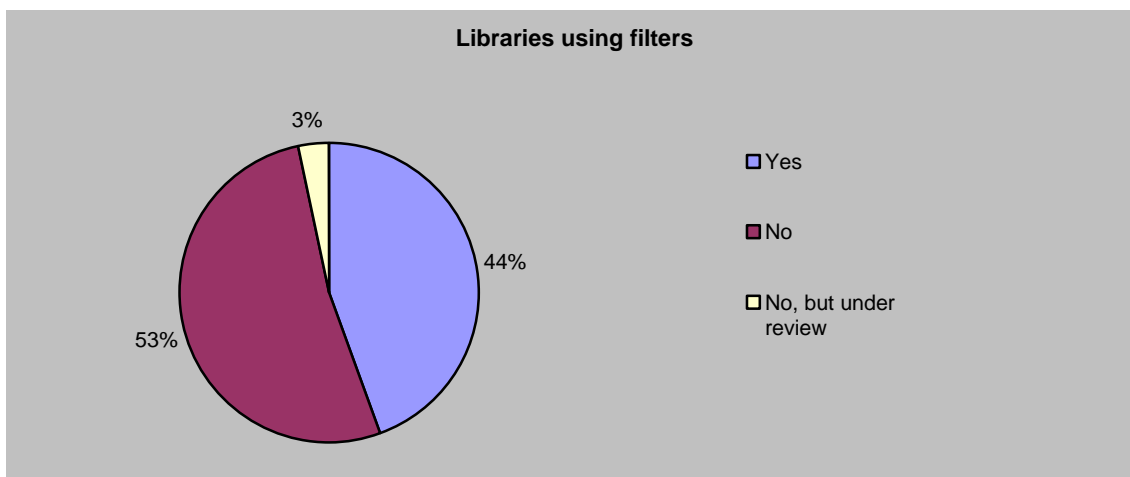
Most filters operated at a low to medium level (81%). Only 19% were filtering at a higher level. Most were set to filter out offensive content. Other named items were very large files, file sharing, games and social networking sites.

Complaints about filtering included:

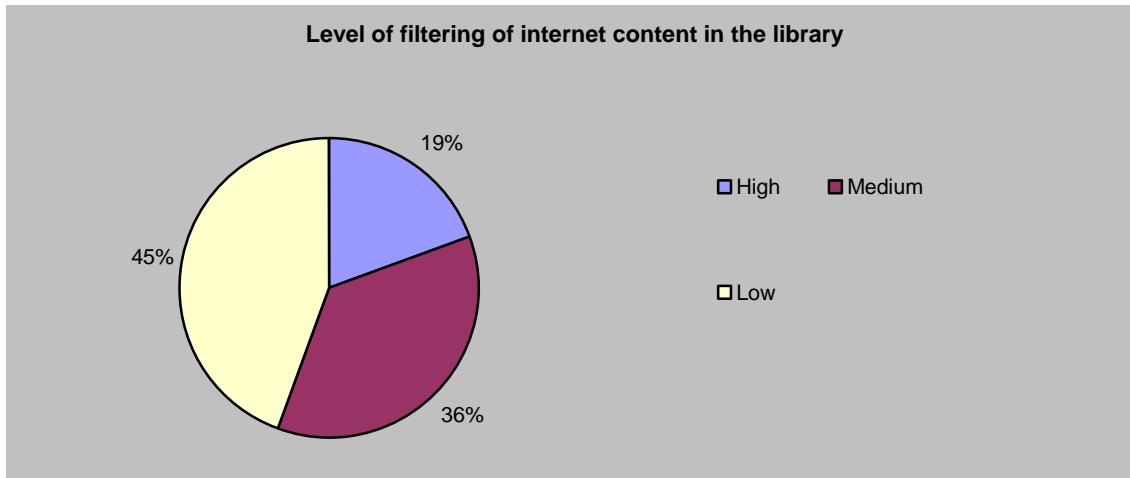
- Filters too restrictive and auto filtering of valid sites.
- Blocking social media sites, facebook, YouTube.
- Blocked access to health and banking websites, also government forms.
- Download limit too small.

### Does your library use filters?

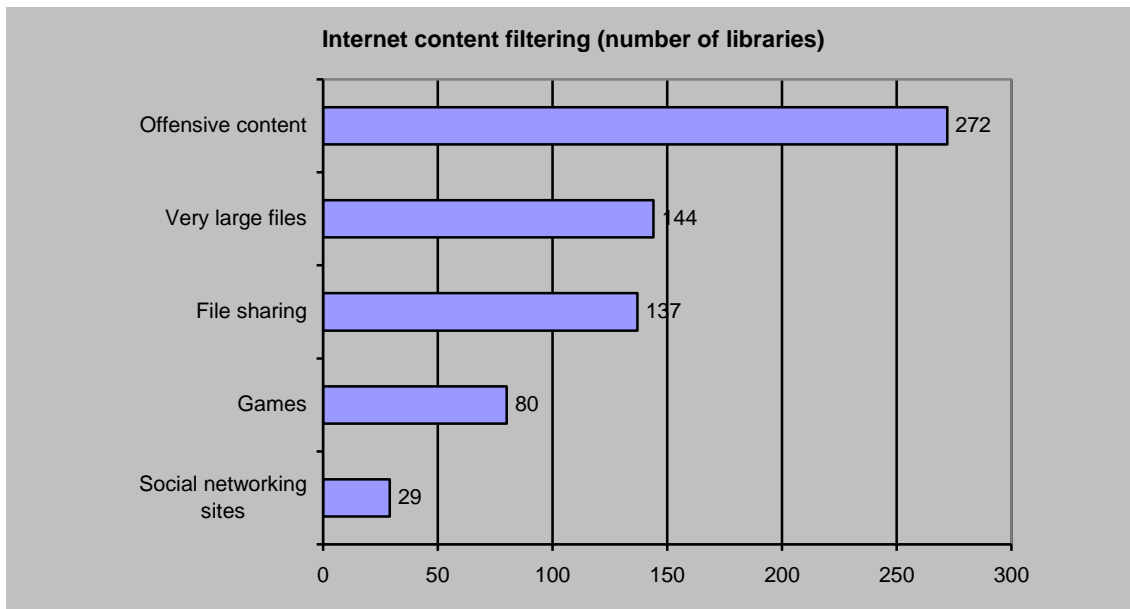
*Responses on behalf of 653 public libraries*



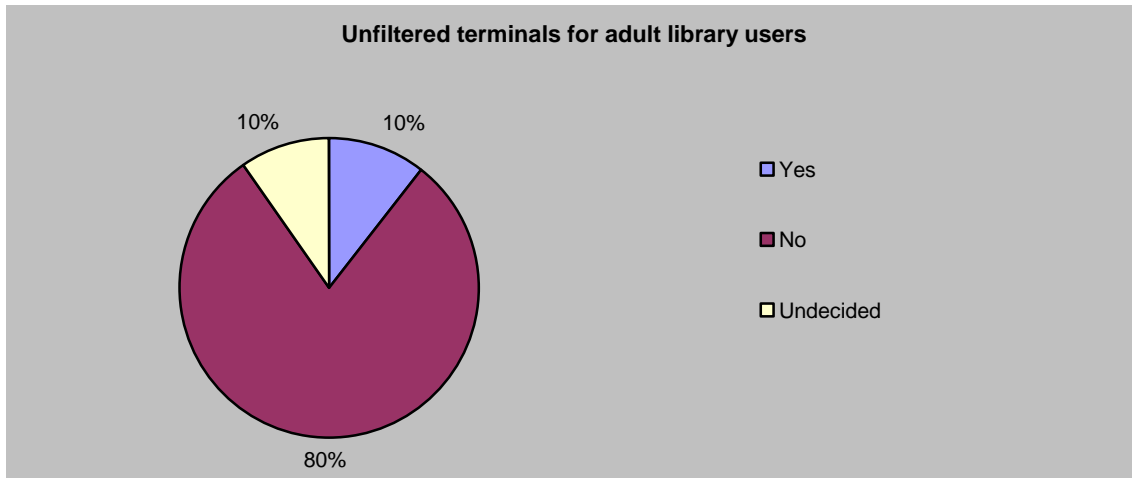
**At what level are the filters set?**  
*Responses on behalf of 160 public libraries*



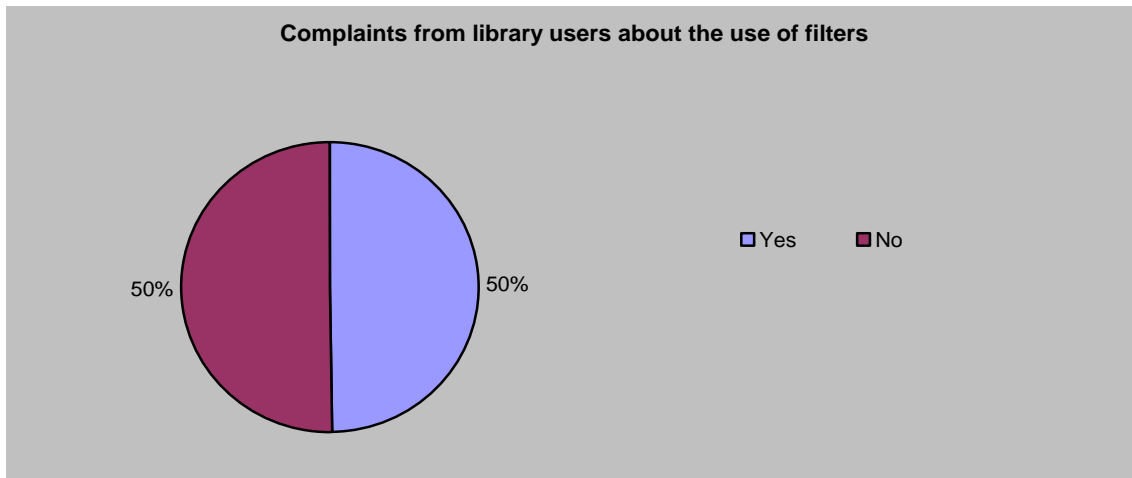
**What do you, or what might you, filter?**  
*Responses on behalf of 288 public libraries*



**Do you have, or are you planning to have, unfiltered terminals for adults to use?**  
*Responses on behalf of 305 public libraries*



**Have you received complaints about the use of filters?**  
*Responses on behalf of 284 public libraries*



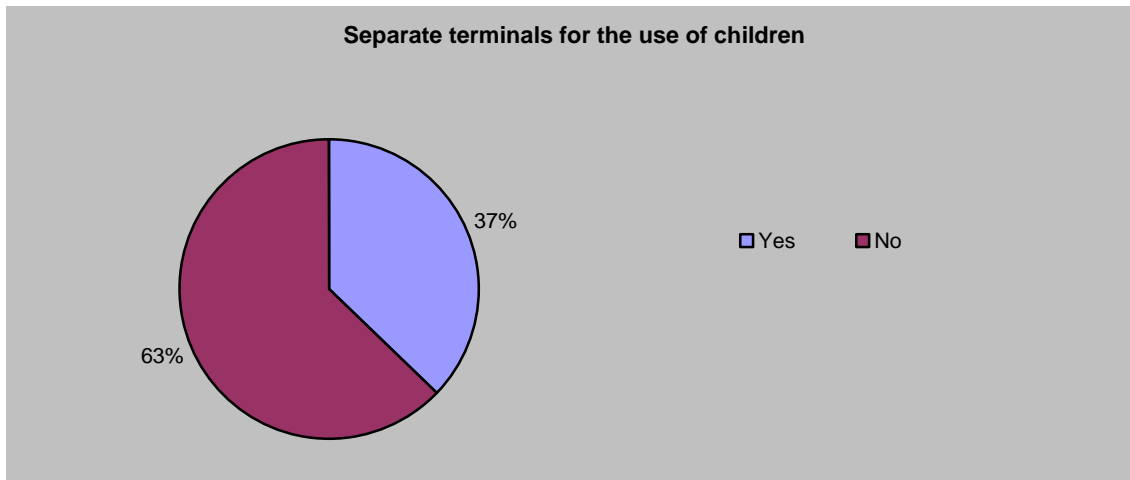
## 10. Services for children

Approximately two in five libraries had separate terminals for the use of children and 65% linked to third party content recommended for children and young adults.

In most libraries parental consent was required for children to use the internet on library terminals, and this was generally up to the age of 18. Parental supervision was generally required up to the age of 12.

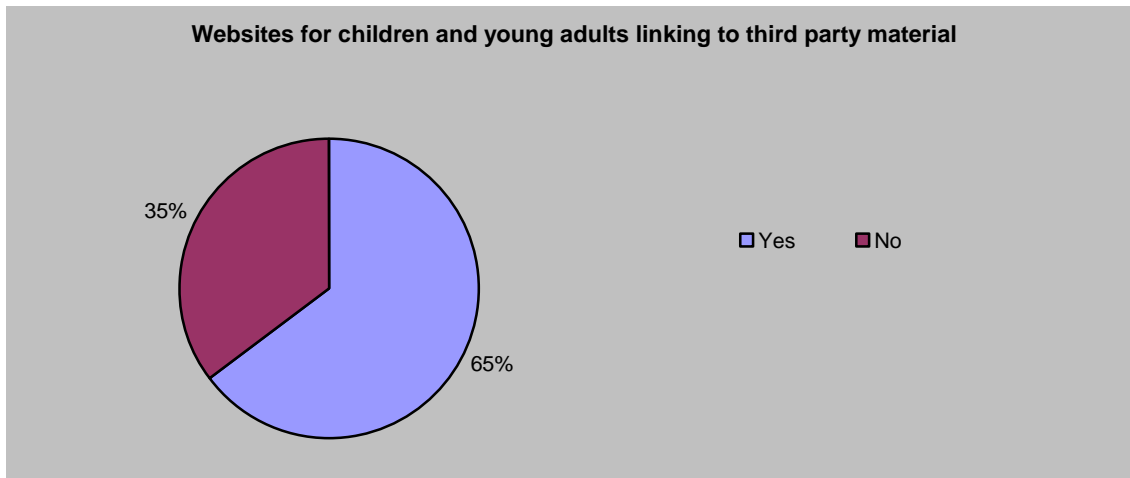
### Does your library have separate terminals for children?

*Responses on behalf of 670 public libraries*



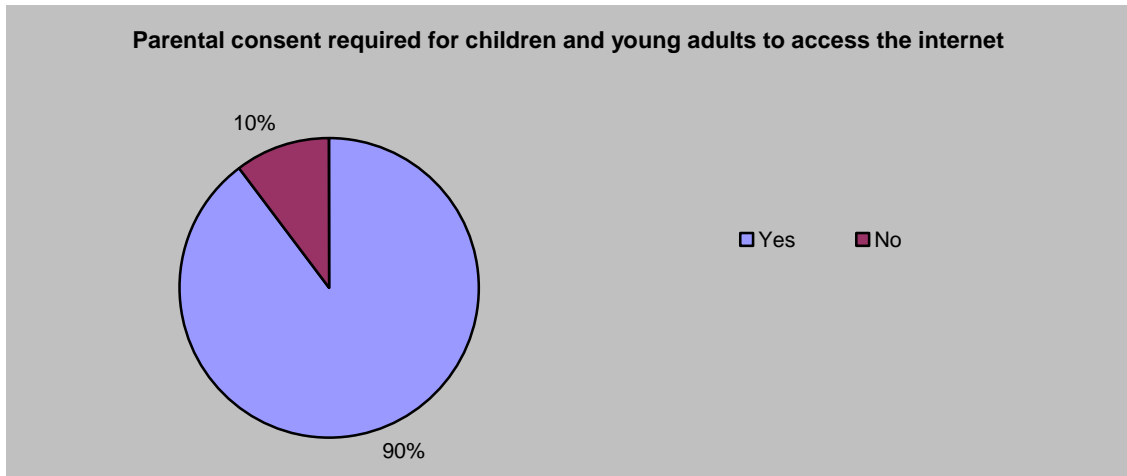
### Does your library have websites for children and young adults that link to third party material?

*Responses on behalf of 646 public libraries*



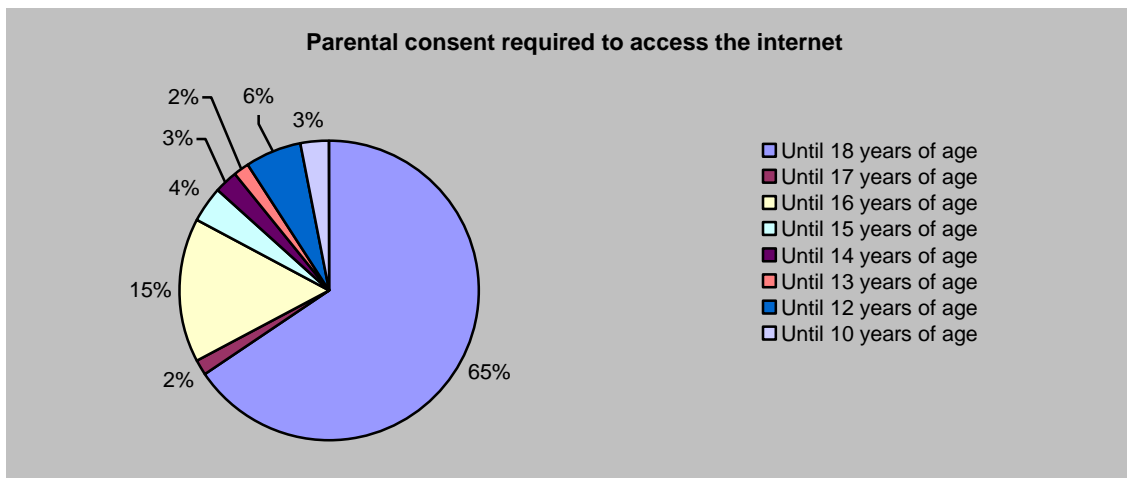
### Is parental consent required for children to access the internet?

Responses on behalf of 652 public libraries



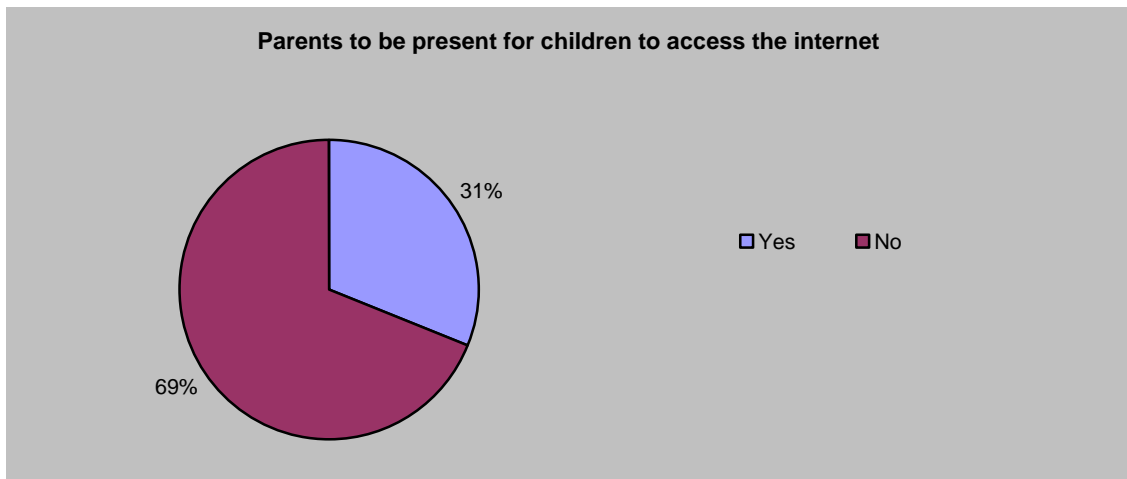
### Up to what age is parental consent required for children to access the internet?

Responses on behalf of 584 public libraries



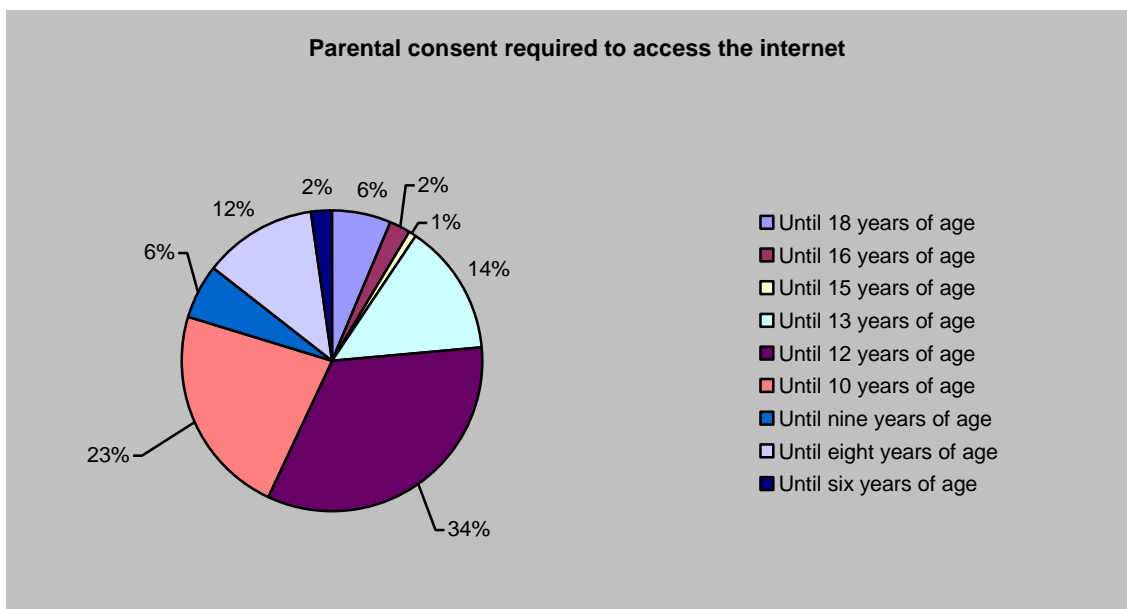
**Is there an age requirement for parents to be present with children who are using the internet?**

*Responses on behalf of 602 public libraries*

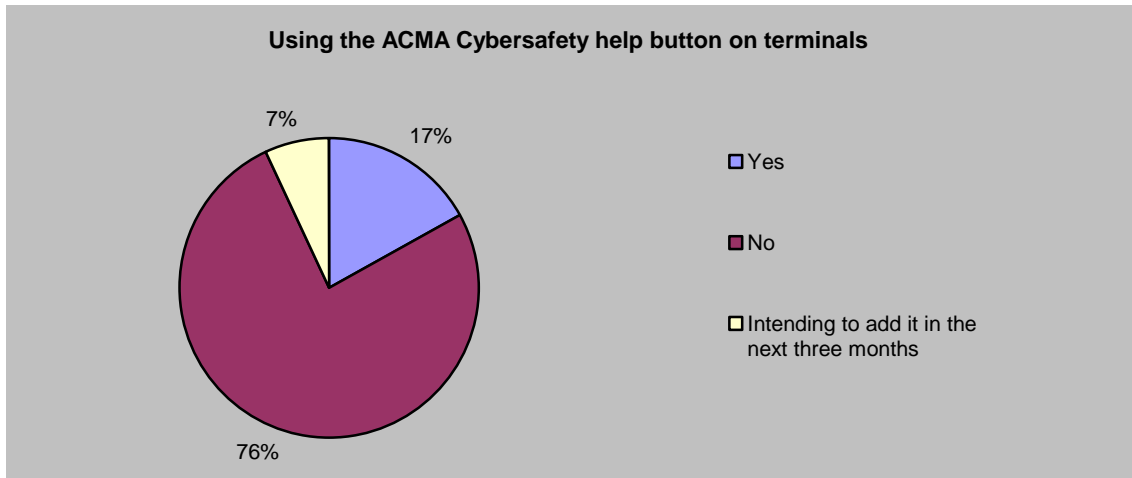


**Up to what age must parents be present for children to access the internet?**

*Responses on behalf of 139 public libraries*



**Do you use the ACMA Cybersafety help button on terminals?**  
*Responses on behalf of 664 public libraries*



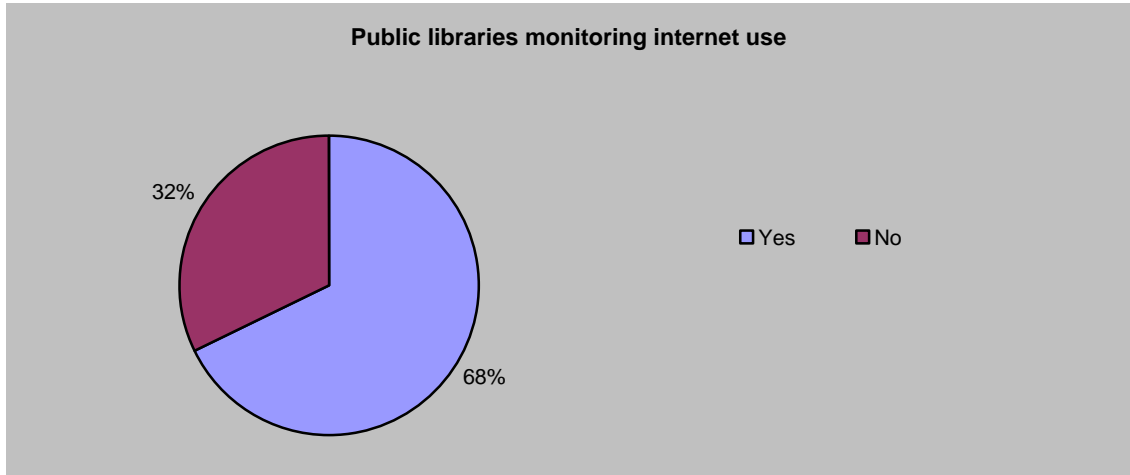


## 11. Monitoring internet use

Some two thirds of libraries (65%) monitored internet use, through visual monitoring by library staff and the collection of system data. Other ways included monitoring use via the PC booking system and library users reporting inappropriate use. Data was used to monitor inappropriate content, for management reporting, to identify popular websites and databases, to review site classification and filtering, for planning, policy and decision-making.

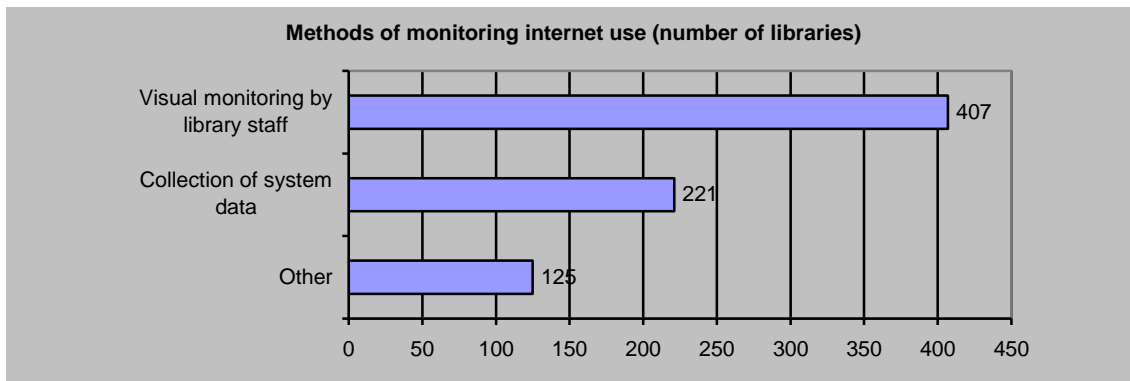
### Does your library monitor internet use?

*Responses on behalf of 664 public libraries*

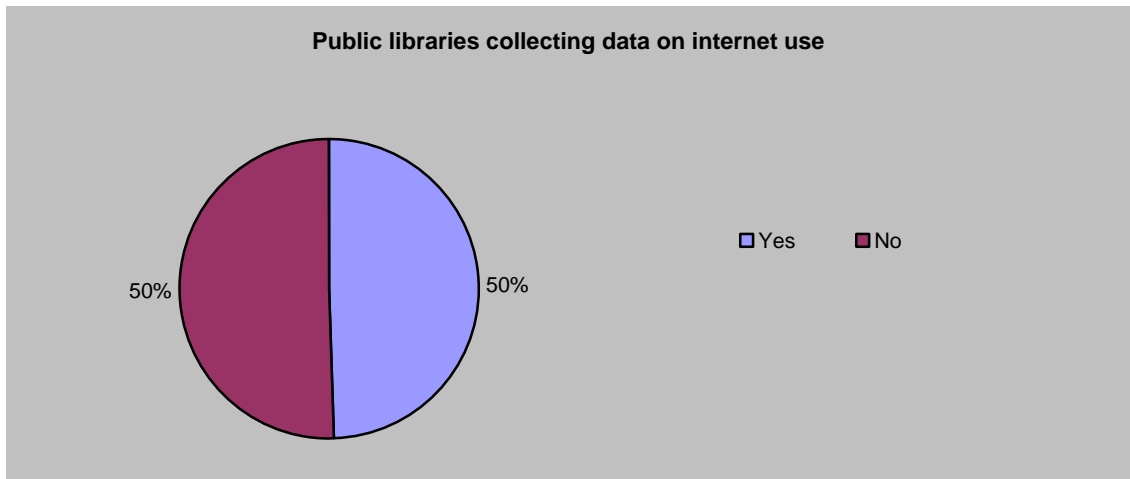


### How does your library monitor internet use?

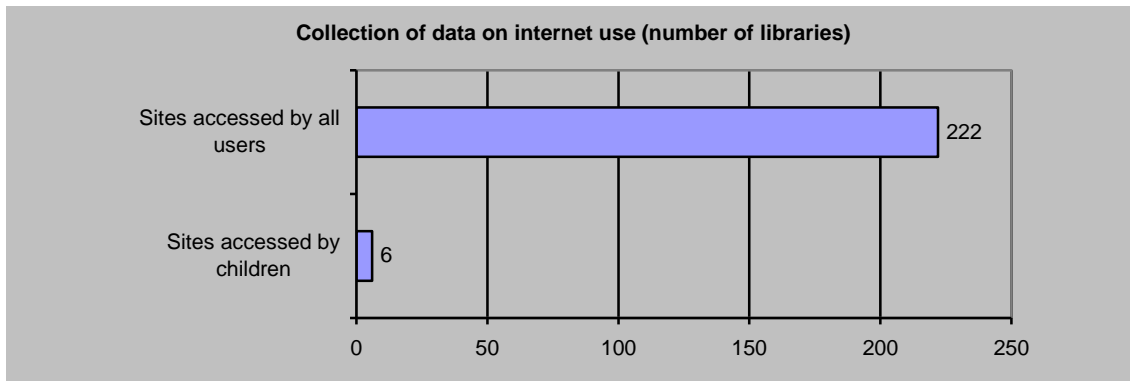
*Responses on behalf of 450 public libraries*



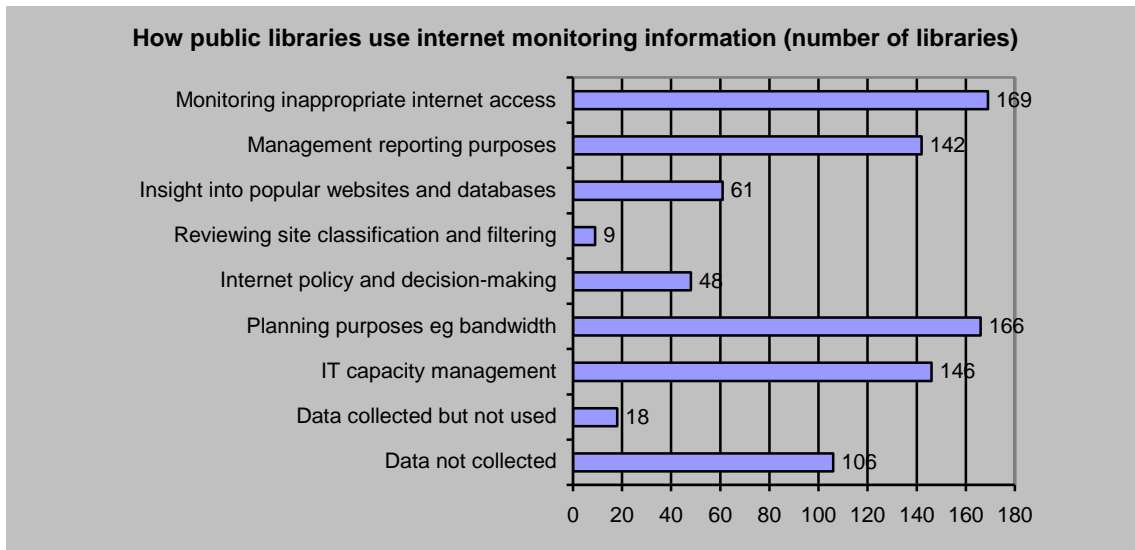
**As part of the monitoring activity, do you collect data?**  
*Responses on behalf of 450 public libraries*



**What do you collect data on?**  
*Responses on behalf of 223 public libraries*



**How is monitoring information used?**  
*Responses on behalf of 223 public libraries*

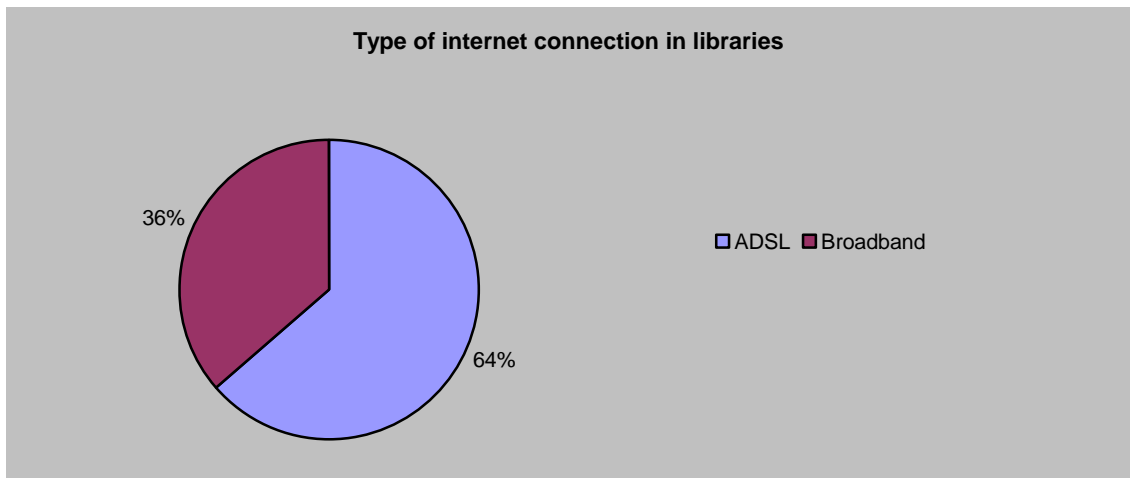


## 12. Connection speed and cost

Only 36% of libraries had broadband internet connection; 64% were still using ADSL. Costs of providing an internet service varied from \$600 per annum for a single branch, up to more than \$5,000, with 42% of libraries at the higher level. While 83% said this was affordable, it meant that libraries were having to prioritise other activities.

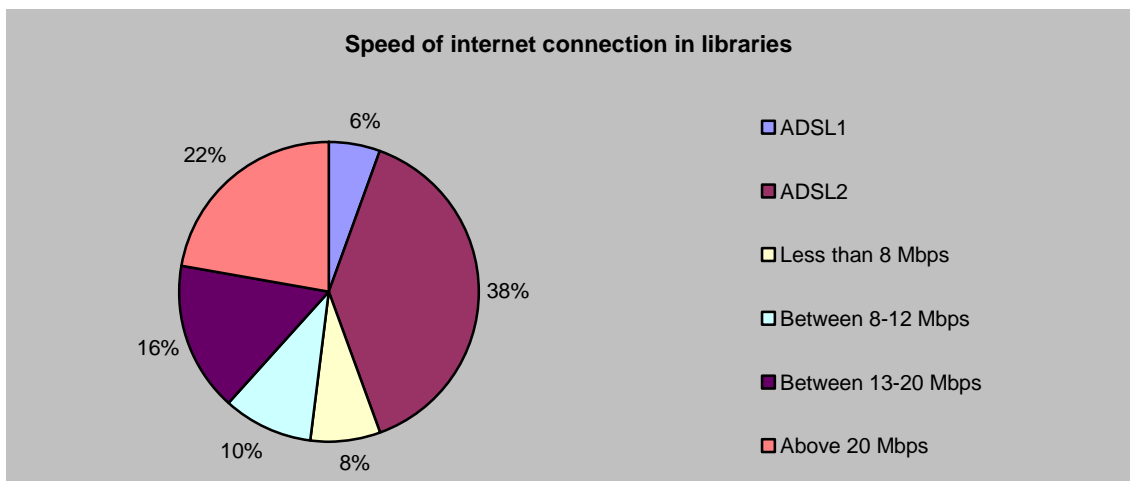
### What sort of internet connection does your library have?

*Responses on behalf of 674 public libraries*



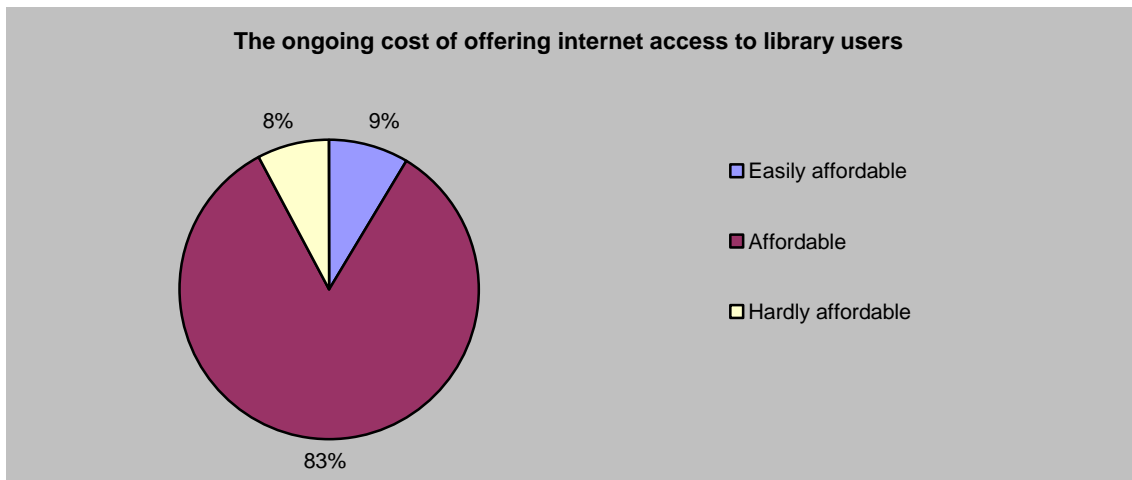
### What is the speed of your internet connection?

*Responses on behalf of 417 libraries*



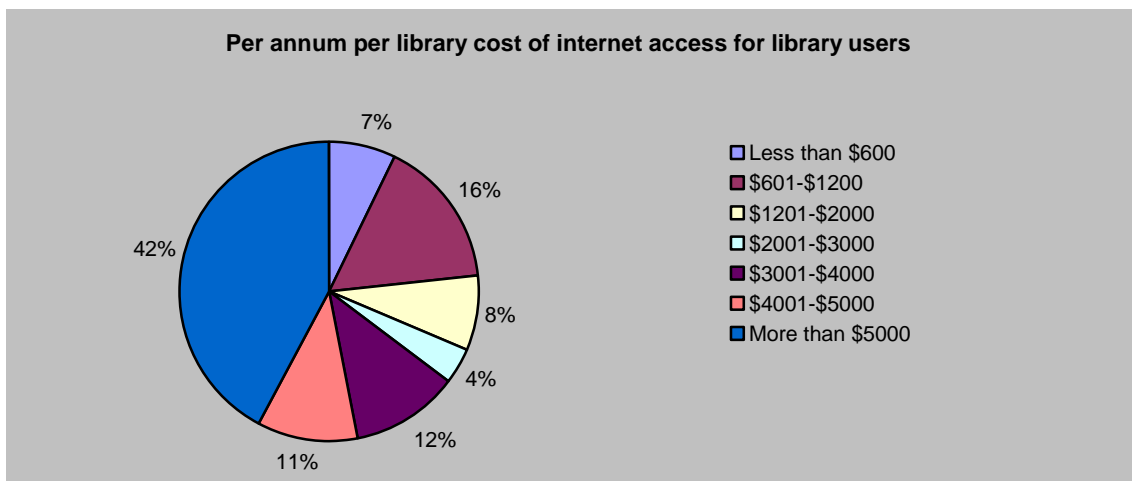
**How would you describe the ongoing cost of offering internet access to library users?**

*Responses on behalf of 510 public libraries*



**What is the per annum per library cost of offering internet access to library users?**

*Responses on behalf of 277 public libraries*



### 13. Effect of the National Broadband Network

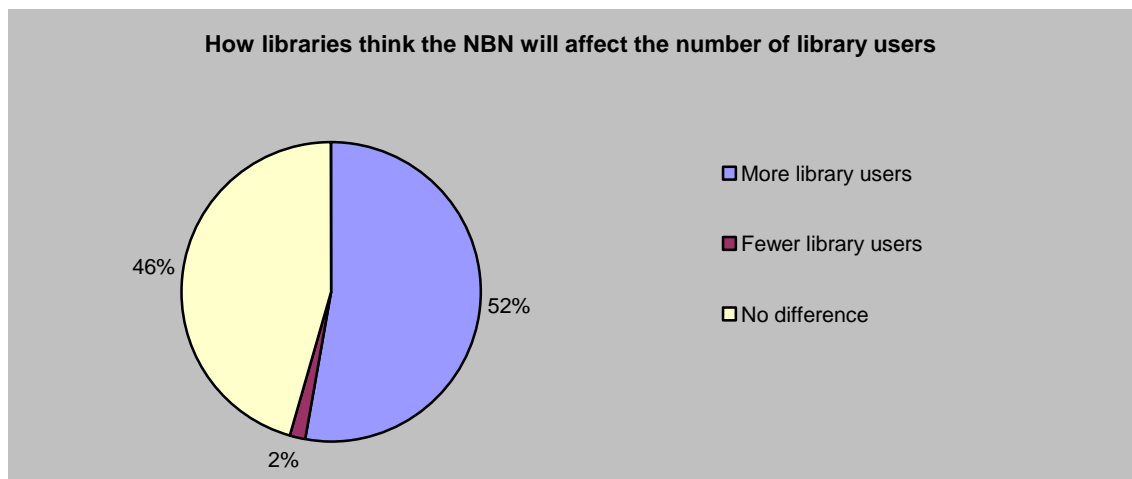
Half the survey respondents felt that the NBN would increase the number of library users, while 46% felt it would have no difference. Only 2% thought it would reduce the number of library users.

Other changes were foreseen in terms of faster internet access, greater focus on online resources, changes in the way the internet was used in libraries, and the potential to attract new user groups, including business people. Library managers were optimistic about the new opportunities that could emerge from the NBN:

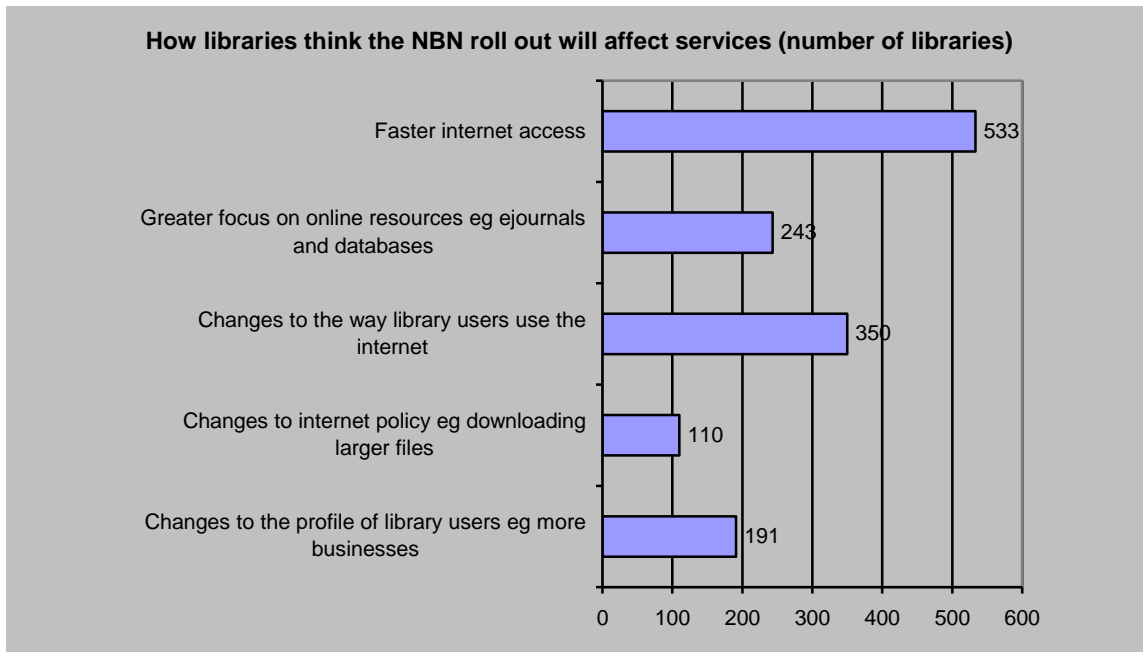
- Greater range of online services and formats.
- Reduced cost of service.
- Maker spaces and increased focus on digital literacy.
- Collaborative workspaces showcasing technology.
- Developing more local content.

#### What do you think the result of the NBN will be in terms of the number of people using your library?

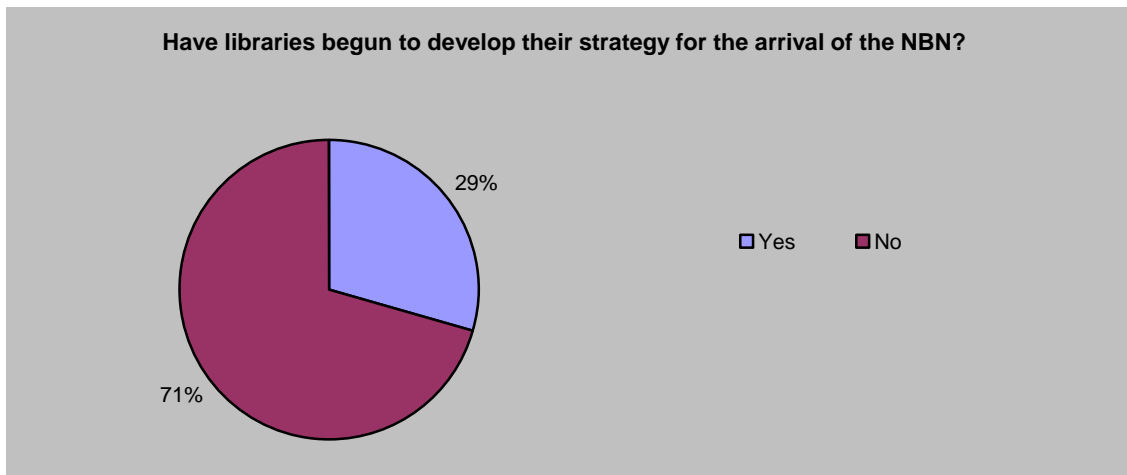
*Responses on behalf of 580 public libraries*



**How do you think the NBN roll out will affect what your library offers?**  
*Responses on behalf of 548 public libraries*

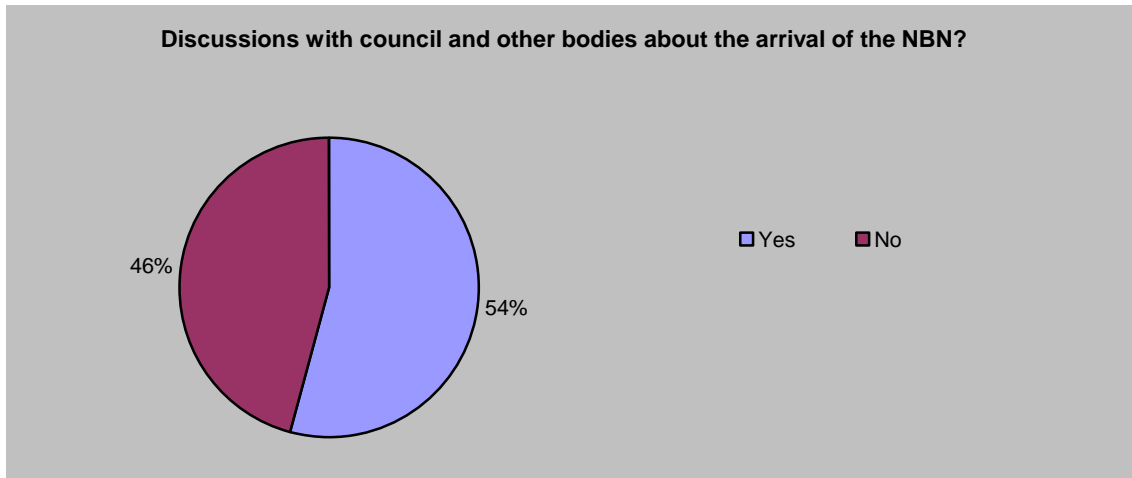


**Have you begun to develop your strategy for the arrival of the NBN?**  
*Responses on behalf of 594 public libraries*



**Have you been in discussions with council or other bodies about the NBN coming to your area?**

*Responses on behalf of 594 public libraries*





## 14. Other comments about internet access in libraries

In response to an open question about internet access in public libraries:

*There needs to be a library IT person. The role is currently filled here, but if that person left there would be an issue.*

*We are pretty happy with the range of terminals we have in the library, as well as the speed delivered. I appreciate that the internet will be leant on more and more in the future eg kids coming to the library to do school assignments, members downloading audiobooks to their devices, downloading ebooks and so on.*

*Patrons require larger downloads and quicker speeds in the remote area.*

*This library is very bound by corporate decisions and procedures which are very tight, so these impact on public use.*

*It is a well used service in this community.*

*It's great to be able to support our community in this way; important to ensure staff are well trained to offer support to the public.*

*We are aware that we need to improve staff knowledge of the internet and cyber safety. We anticipate that this will be incorporated into future patron training.*

*Internet access in public libraries is key to redeveloping library services. More flexible policies that reflect the rapidly changing technologies and applications are required.*

*Some people that live in our Shire have patchy access and have been told that it will take three years for the network to come to them. People come in to print things off on the public computers because it is cheaper than buying a printer.*

*We have no time limits for customers using the wifi, just a generous download limit.*

*It is a heavily used resource and important to our community*

*We are frustrated with trying to meet community needs and not having any capacity to improve services. IT are supportive of what we want to do but hampered by old hardware and poor security, and lack of resources to effect improvement.*

*It is vitally important. We still have many households who have nil or inadequate access. Even those who have access at home use the library access for all sorts of reasons: speed, convenience, hardware broken, colour printing, exceeded home allowance and many more.*

*Absolutely critical to those who lack adequate access from home - filtering is too restrictive for general term searching and therefore is not considered an option.*

*We need a model that assists in forecasting usage patterns and provides some solid standards for provision. Currently we have no hard and fast measures to show to inform the budget.*

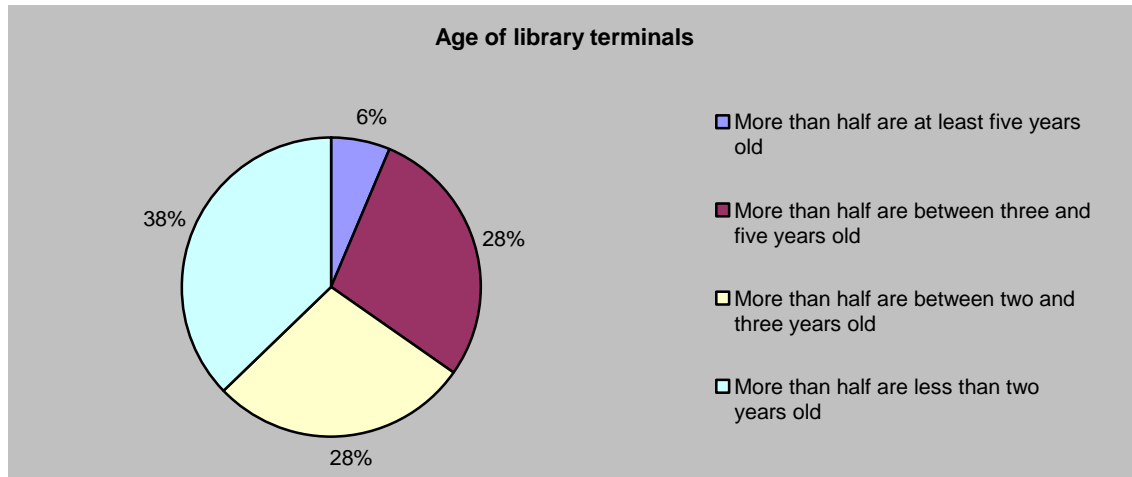
*It is just part of what we do but the variety of devices that clients use can be challenging especially if they need assistance. We are often the only location where people without internet access can go and they may need more assistance than other users.*

## 15. Hardware

Over a third of terminals in libraries were more than three years old, which suggests that a significant investment will be required in computer hardware over the next 12 months.

### How old are your terminals?

*Responses on behalf of 592 public libraries*

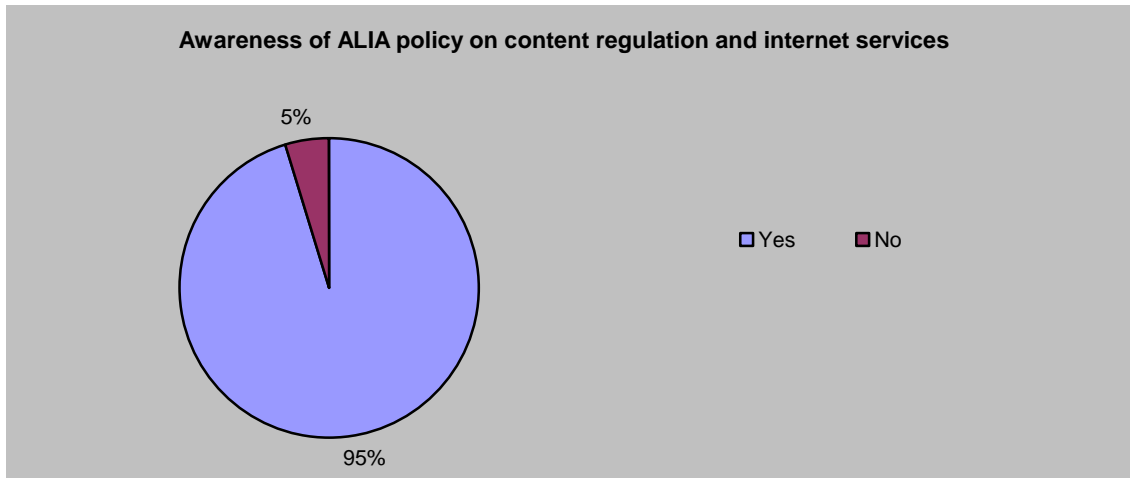


## 16. The role of ALIA

Most respondents were aware of ALIA policies on content regulation and internet services in public libraries, and 82% had made use of them.

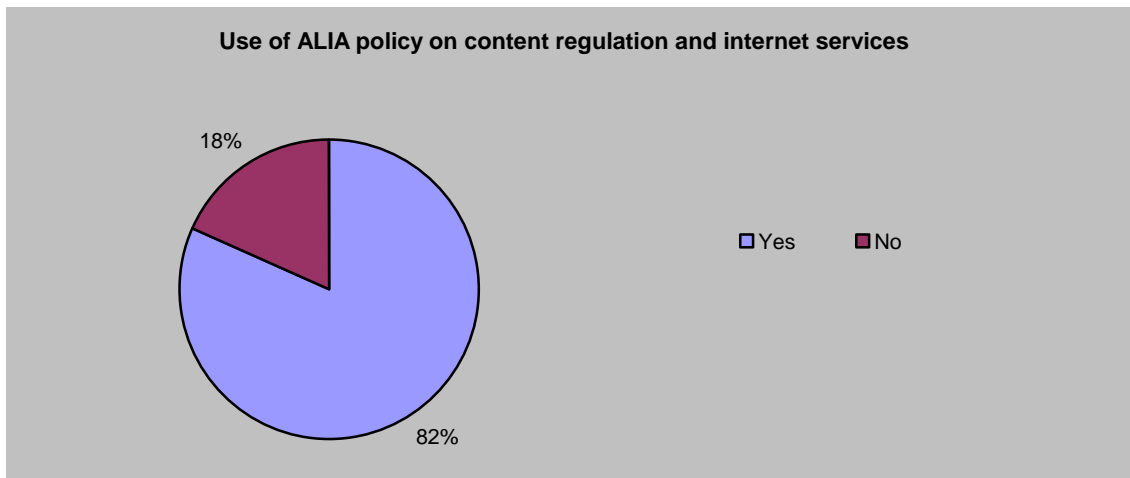
### Are you aware of ALIA policy on content regulation and internet services in libraries?

*Responses on behalf of 640 public libraries*



### Have you made use of the ALIA policy on content regulation and internet services in libraries?

*Responses on behalf of 665 public libraries*



## **17. Conclusion**

Internet access in public libraries has become a core offering, providing equity of access for people without the benefit of a PC at home, and the demand from library users has been on a consistently upward trend for more than a decade.

The responses to the 2013 survey, in common with those of 2011, suggested that libraries will continue to face a tough juggling act to deliver what library users want and need, within the limitations of their current budgets and within the capacity of their existing staff.

The National Broadband Network provided exciting potential, but there were concerns about its future in the light of a potential change of government within 12 months.

### **Acknowledgements**

ALIA would like to thank its Public Library Advisory Committee for its assistance in compiling this survey and the 190 respondents for taking the time to complete it.